

**Exercise 6.1****Question 1:**

Find the rate of change of the area of a circle with respect to its radius  $r$  when

(a)  $r = 3$  cm (b)  $r = 4$  cm

Answer

The area of a circle ( $A$ ) with radius ( $r$ ) is given by,

$$A = \pi r^2$$

Now, the rate of change of the area with respect to its radius is given by,

$$\frac{dA}{dr} = \frac{d}{dr}(\pi r^2) = 2\pi r$$

1. When  $r = 3$  cm,

$$\frac{dA}{dr} = 2\pi(3) = 6\pi$$

Hence, the area of the circle is changing at the rate of  $6\pi$  cm<sup>2</sup>/s when its radius is 3 cm.

2. When  $r = 4$  cm,

$$\frac{dA}{dr} = 2\pi(4) = 8\pi$$

Hence, the area of the circle is changing at the rate of  $8\pi$  cm<sup>2</sup>/s when its radius is 4 cm.

**Question 2:**

The volume of a cube is increasing at the rate of  $8$  cm<sup>3</sup>/s. How fast is the surface area increasing when the length of an edge is  $12$  cm?

Answer

Let  $x$  be the length of a side,  $V$  be the volume, and  $S$  be the surface area of the cube.

Then,  $V = x^3$  and  $S = 6x^2$  where  $x$  is a function of time  $t$ .

$$\frac{dV}{dt} = 8 \text{ cm}^3/\text{s}$$

It is given that

Then, by using the chain rule, we have:



$$\therefore 8 = \frac{dV}{dt} = \frac{d}{dt}(x^3) = \frac{d}{dx}(x^3) \cdot \frac{dx}{dt} = 3x^2 \cdot \frac{dx}{dt}$$

$$\Rightarrow \frac{dx}{dt} = \frac{8}{3x^2} \quad (1)$$

$$\begin{aligned} \text{Now, } \frac{dS}{dt} &= \frac{d}{dt}(6x^2) = \frac{d}{dx}(6x^2) \cdot \frac{dx}{dt} && \text{[By chain rule]} \\ &= 12x \cdot \frac{dx}{dt} = 12x \cdot \left(\frac{8}{3x^2}\right) = \frac{32}{x} \end{aligned}$$

$$\text{Thus, when } x = 12 \text{ cm, } \frac{dS}{dt} = \frac{32}{12} \text{ cm}^2/\text{s} = \frac{8}{3} \text{ cm}^2/\text{s}.$$

Hence, if the length of the edge of the cube is 12 cm, then the surface area is increasing

at the rate of  $\frac{8}{3} \text{ cm}^2/\text{s}$ .

### Question 3:

The radius of a circle is increasing uniformly at the rate of 3 cm/s. Find the rate at which the area of the circle is increasing when the radius is 10 cm.

Answer

The area of a circle ( $A$ ) with radius ( $r$ ) is given by,

$$A = \pi r^2$$

Now, the rate of change of area ( $A$ ) with respect to time ( $t$ ) is given by,

$$\frac{dA}{dt} = \frac{d}{dt}(\pi r^2) \cdot \frac{dr}{dt} = 2\pi r \frac{dr}{dt} \quad \text{[By chain rule]}$$

It is given that,

$$\frac{dr}{dt} = 3 \text{ cm/s}$$



$$\therefore \frac{dA}{dt} = 2\pi r(3) = 6\pi r$$

Thus, when  $r = 10$  cm,

$$\frac{dA}{dt} = 6\pi(10) = 60\pi \text{ cm}^2/\text{s}$$

Hence, the rate at which the area of the circle is increasing when the radius is 10 cm is  $60\pi$  cm<sup>2</sup>/s.

**Question 4:**

An edge of a variable cube is increasing at the rate of 3 cm/s. How fast is the volume of the cube increasing when the edge is 10 cm long?

Answer

Let  $x$  be the length of a side and  $V$  be the volume of the cube. Then,

$$V = x^3.$$

$$\therefore \frac{dV}{dt} = 3x^2 \cdot \frac{dx}{dt} \quad (\text{By chain rule})$$

It is given that,

$$\frac{dx}{dt} = 3 \text{ cm/s}$$

$$\therefore \frac{dV}{dt} = 3x^2(3) = 9x^2$$

Thus, when  $x = 10$  cm,

$$\frac{dV}{dt} = 9(10)^2 = 900 \text{ cm}^3/\text{s}$$



Hence, the volume of the cube is increasing at the rate of  $900 \text{ cm}^3/\text{s}$  when the edge is 10 cm long.

**Question 5:**

A stone is dropped into a quiet lake and waves move in circles at the speed of 5 cm/s. At the instant when the radius of the circular wave is 8 cm, how fast is the enclosed area increasing?

Answer

The area of a circle ( $A$ ) with radius ( $r$ ) is given by  $A = \pi r^2$ .

Therefore, the rate of change of area ( $A$ ) with respect to time ( $t$ ) is given by,

$$\frac{dA}{dt} = \frac{d}{dt}(\pi r^2) = \frac{d}{dr}(\pi r^2) \frac{dr}{dt} = 2\pi r \frac{dr}{dt} \quad [\text{By chain rule}]$$

It is given that  $\frac{dr}{dt} = 5 \text{ cm/s}$ .

Thus, when  $r = 8 \text{ cm}$ ,

$$\frac{dA}{dt} = 2\pi(8)(5) = 80\pi$$

Hence, when the radius of the circular wave is 8 cm, the enclosed area is increasing at the rate of  $80\pi \text{ cm}^2/\text{s}$ .

**Question 6:**

The radius of a circle is increasing at the rate of 0.7 cm/s. What is the rate of increase of its circumference?

Answer

The circumference of a circle ( $C$ ) with radius ( $r$ ) is given by

$$C = 2\pi r.$$

Therefore, the rate of change of circumference ( $C$ ) with respect to time ( $t$ ) is given by,

$$\frac{dC}{dt} = \frac{dC}{dr} \cdot \frac{dr}{dt} \quad (\text{By chain rule})$$



$$\begin{aligned} &= \frac{d}{dr}(2\pi r) \frac{dr}{dt} \\ &= 2\pi \cdot \frac{dr}{dt} \end{aligned}$$

It is given that  $\frac{dr}{dt} = 0.7$  cm/s .

Hence, the rate of increase of the circumference is  $2\pi(0.7) = 1.4\pi$  cm/s.

**Question 7:**

The length  $x$  of a rectangle is decreasing at the rate of 5 cm/minute and the width  $y$  is increasing at the rate of 4 cm/minute. When  $x = 8$  cm and  $y = 6$  cm, find the rates of change of (a) the perimeter, and (b) the area of the rectangle.

Answer

Since the length ( $x$ ) is decreasing at the rate of 5 cm/minute and the width ( $y$ ) is increasing at the rate of 4 cm/minute, we have:

$$\frac{dx}{dt} = -5 \text{ cm/min} \quad \text{and} \quad \frac{dy}{dt} = 4 \text{ cm/min}$$

(a) The perimeter ( $P$ ) of a rectangle is given by,

$$P = 2(x + y)$$

$$\therefore \frac{dP}{dt} = 2 \left( \frac{dx}{dt} + \frac{dy}{dt} \right) = 2(-5 + 4) = -2 \text{ cm/min}$$

Hence, the perimeter is decreasing at the rate of 2 cm/min.

(b) The area ( $A$ ) of a rectangle is given by,

$$A = x \times y$$

$$\therefore \frac{dA}{dt} = \frac{dx}{dt} \cdot y + x \cdot \frac{dy}{dt} = -5y + 4x$$

When  $x = 8$  cm and  $y = 6$  cm,  $\frac{dA}{dt} = (-5 \times 6 + 4 \times 8) \text{ cm}^2 / \text{min} = 2 \text{ cm}^2 / \text{min}$

Hence, the area of the rectangle is increasing at the rate of 2 cm<sup>2</sup>/min.

**Question 8:**

A balloon, which always remains spherical on inflation, is being inflated by pumping in 900 cubic centimetres of gas per second. Find the rate at which the radius of the balloon increases when the radius is 15 cm.

Answer

The volume of a sphere ( $V$ ) with radius ( $r$ ) is given by,

$$V = \frac{4}{3}\pi r^3$$

∴ Rate of change of volume ( $V$ ) with respect to time ( $t$ ) is given by,

$$\begin{aligned}\frac{dV}{dt} &= \frac{dV}{dr} \cdot \frac{dr}{dt} \quad [\text{By chain rule}] \\ &= \frac{d}{dr} \left( \frac{4}{3}\pi r^3 \right) \cdot \frac{dr}{dt} \\ &= 4\pi r^2 \cdot \frac{dr}{dt}\end{aligned}$$

It is given that  $\frac{dV}{dt} = 900 \text{ cm}^3/\text{s}$ .

$$\begin{aligned}\therefore 900 &= 4\pi r^2 \cdot \frac{dr}{dt} \\ \Rightarrow \frac{dr}{dt} &= \frac{900}{4\pi r^2} = \frac{225}{\pi r^2}\end{aligned}$$

Therefore, when radius = 15 cm,

$$\frac{dr}{dt} = \frac{225}{\pi(15)^2} = \frac{1}{\pi}$$

Hence, the rate at which the radius of the balloon increases when the radius is 15 cm

is  $\frac{1}{\pi}$  cm/s.

**Question 9:**

A balloon, which always remains spherical has a variable radius. Find the rate at which its volume is increasing with the radius when the later is 10 cm.

Answer

$$V = \frac{4}{3}\pi r^3$$

The volume of a sphere ( $V$ ) with radius ( $r$ ) is given by

Rate of change of volume ( $V$ ) with respect to its radius ( $r$ ) is given by,

$$\frac{dV}{dr} = \frac{d}{dr}\left(\frac{4}{3}\pi r^3\right) = \frac{4}{3}\pi(3r^2) = 4\pi r^2$$

Therefore, when radius = 10 cm,

$$\frac{dV}{dr} = 4\pi(10)^2 = 400\pi$$

Hence, the volume of the balloon is increasing at the rate of  $400\pi$  cm<sup>3</sup>/s.

**Question 10:**

A ladder 5 m long is leaning against a wall. The bottom of the ladder is pulled along the ground, away from the wall, at the rate of 2 cm/s. How fast is its height on the wall decreasing when the foot of the ladder is 4 m away from the wall?

Answer

Let  $y$  m be the height of the wall at which the ladder touches. Also, let the foot of the ladder be  $x$  m away from the wall.

Then, by Pythagoras theorem, we have:

$$x^2 + y^2 = 25 \text{ [Length of the ladder = 5 m]}$$

$$\Rightarrow y = \sqrt{25 - x^2}$$

Then, the rate of change of height ( $y$ ) with respect to time ( $t$ ) is given by,

$$\frac{dy}{dt} = \frac{-x}{\sqrt{25 - x^2}} \cdot \frac{dx}{dt}$$

$$\frac{dx}{dt} = 2 \text{ cm/s}$$

It is given that



$$\therefore \frac{dy}{dt} = \frac{-2x}{\sqrt{25-x^2}}$$

Now, when  $x = 4$  m, we have:

$$\frac{dy}{dt} = \frac{-2 \times 4}{\sqrt{25-4^2}} = -\frac{8}{3}$$

Hence, the height of the ladder on the wall is decreasing at the rate of  $\frac{8}{3}$  cm/s.

**Question 11:**

A particle moves along the curve  $6y = x^3 + 2$ . Find the points on the curve at which the  $y$ -coordinate is changing 8 times as fast as the  $x$ -coordinate.

Answer

The equation of the curve is given as:

$$6y = x^3 + 2$$

The rate of change of the position of the particle with respect to time ( $t$ ) is given by,

$$\begin{aligned} 6 \frac{dy}{dt} &= 3x^2 \frac{dx}{dt} + 0 \\ \Rightarrow 2 \frac{dy}{dt} &= x^2 \frac{dx}{dt} \end{aligned}$$

When the  $y$ -coordinate of the particle changes 8 times as fast as the

$x$ -coordinate i.e.,  $\left( \frac{dy}{dt} = 8 \frac{dx}{dt} \right)$ , we have:

$$\begin{aligned} 2 \left( 8 \frac{dx}{dt} \right) &= x^2 \frac{dx}{dt} \\ \Rightarrow 16 \frac{dx}{dt} &= x^2 \frac{dx}{dt} \\ \Rightarrow (x^2 - 16) \frac{dx}{dt} &= 0 \\ \Rightarrow x^2 &= 16 \\ \Rightarrow x &= \pm 4 \end{aligned}$$





$$\text{When } x = 4, y = \frac{4^3 + 2}{6} = \frac{66}{6} = 11$$

$$\text{When } x = -4, y = \frac{(-4)^3 + 2}{6} = -\frac{62}{6} = -\frac{31}{3}$$

Hence, the points required on the curve are  $(4, 11)$  and  $\left(-4, \frac{-31}{3}\right)$ .

**Question 12:**

The radius of an air bubble is increasing at the rate of  $\frac{1}{2}$  cm/s. At what rate is the volume of the bubble increasing when the radius is 1 cm?

Answer

The air bubble is in the shape of a sphere.

Now, the volume of an air bubble ( $V$ ) with radius ( $r$ ) is given by,

$$V = \frac{4}{3}\pi r^3$$

The rate of change of volume ( $V$ ) with respect to time ( $t$ ) is given by,

$$\begin{aligned}\frac{dV}{dt} &= \frac{4}{3}\pi \frac{d}{dr}(r^3) \cdot \frac{dr}{dt} && \text{[By chain rule]} \\ &= \frac{4}{3}\pi (3r^2) \frac{dr}{dt} \\ &= 4\pi r^2 \frac{dr}{dt}\end{aligned}$$

It is given that  $\frac{dr}{dt} = \frac{1}{2}$  cm/s.

Therefore, when  $r = 1$  cm,

$$\frac{dV}{dt} = 4\pi(1)^2 \left(\frac{1}{2}\right) = 2\pi \text{ cm}^3/\text{s}$$

Hence, the rate at which the volume of the bubble increases is  $2\pi \text{ cm}^3/\text{s}$ .

**Question 13:**



A balloon, which always remains spherical, has a variable diameter  $\frac{3}{2}(2x+1)$ . Find the rate of change of its volume with respect to  $x$ .

Answer

The volume of a sphere ( $V$ ) with radius ( $r$ ) is given by,

$$V = \frac{4}{3}\pi r^3$$

It is given that:

$$\text{Diameter} = \frac{3}{2}(2x+1)$$

$$\Rightarrow r = \frac{3}{4}(2x+1)$$

$$\therefore V = \frac{4}{3}\pi \left(\frac{3}{4}\right)^3 (2x+1)^3 = \frac{9}{16}\pi(2x+1)^3$$

Hence, the rate of change of volume with respect to  $x$  is as

$$\frac{dV}{dx} = \frac{9}{16}\pi \frac{d}{dx}(2x+1)^3 = \frac{9}{16}\pi \times 3(2x+1)^2 \times 2 = \frac{27}{8}\pi(2x+1)^2.$$

#### Question 14:

Sand is pouring from a pipe at the rate of  $12 \text{ cm}^3/\text{s}$ . The falling sand forms a cone on the ground in such a way that the height of the cone is always one-sixth of the radius of the base. How fast is the height of the sand cone increasing when the height is 4 cm?

Answer

The volume of a cone ( $V$ ) with radius ( $r$ ) and height ( $h$ ) is given by,

$$V = \frac{1}{3}\pi r^2 h$$

It is given that,

$$h = \frac{1}{6}r \Rightarrow r = 6h$$

$$\therefore V = \frac{1}{3}\pi(6h)^2 h = 12\pi h^3$$



The rate of change of volume with respect to time ( $t$ ) is given by,

$$\begin{aligned}\frac{dV}{dt} &= 12\pi \frac{d}{dh}(h^3) \cdot \frac{dh}{dt} \quad [\text{By chain rule}] \\ &= 12\pi(3h^2) \frac{dh}{dt} \\ &= 36\pi h^2 \frac{dh}{dt}\end{aligned}$$

It is also given that  $\frac{dV}{dt} = 12 \text{ cm}^3 / \text{s}$ .

Therefore, when  $h = 4 \text{ cm}$ , we have:

$$\begin{aligned}12 &= 36\pi(4)^2 \frac{dh}{dt} \\ \Rightarrow \frac{dh}{dt} &= \frac{12}{36\pi(16)} = \frac{1}{48\pi}\end{aligned}$$

Hence, when the height of the sand cone is 4 cm, its height is increasing at the rate

$$\text{of } \frac{1}{48\pi} \text{ cm/s}.$$

#### Question 15:

The total cost  $C(x)$  in Rupees associated with the production of  $x$  units of an item is given by

$$C(x) = 0.007x^3 - 0.003x^2 + 15x + 4000$$

Find the marginal cost when 17 units are produced.

Answer

Marginal cost is the rate of change of total cost with respect to output.

$$\therefore \text{Marginal cost (MC)} = \frac{dC}{dx} = 0.007(3x^2) - 0.003(2x) + 15$$

$$= 0.021x^2 - 0.006x + 15$$

$$\text{When } x = 17, \text{ MC} = 0.021(17^2) - 0.006(17) + 15$$



$$\begin{aligned} &= 0.021(289) - 0.006(17) + 15 \\ &= 6.069 - 0.102 + 15 \\ &= 20.967 \end{aligned}$$

Hence, when 17 units are produced, the marginal cost is Rs. 20.967.

**Question 16:**

The total revenue in Rupees received from the sale of  $x$  units of a product is given by

$$R(x) = 13x^2 + 26x + 15$$

Find the marginal revenue when  $x = 7$ .

Answer

Marginal revenue is the rate of change of total revenue with respect to the number of units sold.

$$\therefore \text{Marginal Revenue (MR)} = \frac{dR}{dx} = 13(2x) + 26 = 26x + 26$$

When  $x = 7$ ,

$$\text{MR} = 26(7) + 26 = 182 + 26 = 208$$

Hence, the required marginal revenue is Rs 208.

**Question 17:**

The rate of change of the area of a circle with respect to its radius  $r$  at  $r = 6$  cm is

(A)  $10\pi$  (B)  $12\pi$  (C)  $8\pi$  (D)  $11\pi$

Answer

The area of a circle ( $A$ ) with radius ( $r$ ) is given by,

$$A = \pi r^2$$

Therefore, the rate of change of the area with respect to its radius  $r$  is

$$\frac{dA}{dr} = \frac{d}{dr}(\pi r^2) = 2\pi r$$



∴ When  $r = 6$  cm,

$$\frac{dA}{dr} = 2\pi \times 6 = 12\pi \text{ cm}^2 / \text{s}$$

Hence, the required rate of change of the area of a circle is  $12\pi \text{ cm}^2/\text{s}$ .

The correct answer is B.

**Question 18:**

The total revenue in Rupees received from the sale of  $x$  units of a product is given by

$$R(x) = 3x^2 + 36x + 5. \text{ The marginal revenue, when } x = 15 \text{ is}$$

(A) 116 (B) 96 (C) 90 (D) 126

Answer

Marginal revenue is the rate of change of total revenue with respect to the number of units sold.

$$\therefore \text{Marginal Revenue (MR)} = \frac{dR}{dx} = 3(2x) + 36 = 6x + 36$$

∴ When  $x = 15$ ,

$$\text{MR} = 6(15) + 36 = 90 + 36 = 126$$

Hence, the required marginal revenue is Rs 126.

The correct answer is D.



## Exercise 6.2

**Question 1:**

Show that the function given by  $f(x) = 3x + 17$  is strictly increasing on  $\mathbf{R}$ .

Answer

Let  $x_1$  and  $x_2$  be any two numbers in  $\mathbf{R}$ .

Then, we have:

$$x_1 < x_2 \Rightarrow 3x_1 < 3x_2 \Rightarrow 3x_1 + 17 < 3x_2 + 17 \Rightarrow f(x_1) < f(x_2)$$

Hence,  $f$  is strictly increasing on  $\mathbf{R}$ .

**Alternate method:**

$f'(x) = 3 > 0$ , in every interval of  $\mathbf{R}$ .

Thus, the function is strictly increasing on  $\mathbf{R}$ .

**Question 2:**

Show that the function given by  $f(x) = e^{2x}$  is strictly increasing on  $\mathbf{R}$ .

Answer

Let  $x_1$  and  $x_2$  be any two numbers in  $\mathbf{R}$ .

Then, we have:

$$x_1 < x_2 \Rightarrow 2x_1 < 2x_2 \Rightarrow e^{2x_1} < e^{2x_2} \Rightarrow f(x_1) < f(x_2)$$

Hence,  $f$  is strictly increasing on  $\mathbf{R}$ .

**Question 3:**

Show that the function given by  $f(x) = \sin x$  is

(a) strictly increasing in  $\left(0, \frac{\pi}{2}\right)$  (b) strictly decreasing in  $\left(\frac{\pi}{2}, \pi\right)$

(c) neither increasing nor decreasing in  $(0, \pi)$

Answer

The given function is  $f(x) = \sin x$ .

$$\therefore f'(x) = \cos x$$



(a) Since for each  $x \in \left(0, \frac{\pi}{2}\right)$ ,  $\cos x > 0$ , we have  $f'(x) > 0$ .

Hence,  $f$  is strictly increasing in  $\left(0, \frac{\pi}{2}\right)$ .

(b) Since for each  $x \in \left(\frac{\pi}{2}, \pi\right)$ ,  $\cos x < 0$ , we have  $f'(x) < 0$ .

Hence,  $f$  is strictly decreasing in  $\left(\frac{\pi}{2}, \pi\right)$ .

(c) From the results obtained in (a) and (b), it is clear that  $f$  is neither increasing nor decreasing in  $(0, \pi)$ .

#### Question 4:

Find the intervals in which the function  $f$  given by  $f(x) = 2x^2 - 3x$  is

(a) strictly increasing (b) strictly decreasing

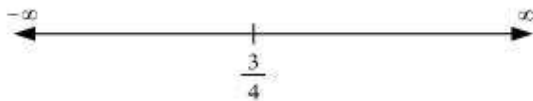
Answer

The given function is  $f(x) = 2x^2 - 3x$ .

$$f'(x) = 4x - 3$$

$$\therefore f'(x) = 0 \Rightarrow x = \frac{3}{4}$$

Now, the point  $\frac{3}{4}$  divides the real line into two disjoint intervals i.e.,  $\left(-\infty, \frac{3}{4}\right)$  and  $\left(\frac{3}{4}, \infty\right)$ .



In interval  $\left(-\infty, \frac{3}{4}\right)$ ,  $f'(x) = 4x - 3 < 0$ .

Hence, the given function ( $f$ ) is strictly decreasing in interval  $\left(-\infty, \frac{3}{4}\right)$ .

In interval  $\left(\frac{3}{4}, \infty\right)$ ,  $f'(x) = 4x - 3 > 0$ .



Hence, the given function ( $f$ ) is strictly increasing in interval  $\left(\frac{3}{4}, \infty\right)$ .

**Question 5:**

Find the intervals in which the function  $f$  given by  $f(x) = 2x^3 - 3x^2 - 36x + 7$  is

(a) strictly increasing (b) strictly decreasing

Answer

The given function is  $f(x) = 2x^3 - 3x^2 - 36x + 7$ .

$$f'(x) = 6x^2 - 6x - 36 = 6(x^2 - x - 6) = 6(x+2)(x-3)$$

$$\therefore f'(x) = 0 \Rightarrow x = -2, 3$$

The points  $x = -2$  and  $x = 3$  divide the real line into three disjoint intervals i.e.,

$(-\infty, -2)$ ,  $(-2, 3)$ , and  $(3, \infty)$ .



In intervals  $(-\infty, -2)$  and  $(3, \infty)$ ,  $f'(x)$  is positive while in interval

$(-2, 3)$ ,  $f'(x)$  is negative.

Hence, the given function ( $f$ ) is strictly increasing in intervals

$(-\infty, -2)$  and  $(3, \infty)$ , while function ( $f$ ) is strictly decreasing in interval

$(-2, 3)$ .

**Question 6:**

Find the intervals in which the following functions are strictly increasing or decreasing:

(a)  $x^2 + 2x - 5$  (b)  $10 - 6x - 2x^2$

(c)  $-2x^3 - 9x^2 - 12x + 1$  (d)  $6 - 9x - x^2$

(e)  $(x + 1)^3 (x - 3)^3$





Answer

(a) We have,

$$f(x) = x^2 + 2x - 5$$

$$\therefore f'(x) = 2x + 2$$

Now,

$$f'(x) = 0 \Rightarrow x = -1$$

Point  $x = -1$  divides the real line into two disjoint intervals i.e.,  $(-\infty, -1)$  and  $(-1, \infty)$ .

In interval  $(-\infty, -1)$ ,  $f'(x) = 2x + 2 < 0$ .

$\therefore f$  is strictly decreasing in interval  $(-\infty, -1)$ .

Thus,  $f$  is strictly decreasing for  $x < -1$ .

In interval  $(-1, \infty)$ ,  $f'(x) = 2x + 2 > 0$ .

$\therefore f$  is strictly increasing in interval  $(-1, \infty)$ .

Thus,  $f$  is strictly increasing for  $x > -1$ .

(b) We have,

$$f(x) = 10 - 6x - 2x^2$$

$$\therefore f'(x) = -6 - 4x$$

Now,

$$f'(x) = 0 \Rightarrow x = -\frac{3}{2}$$



The point  $x = -\frac{3}{2}$  divides the real line into two disjoint intervals

i.e.,  $\left(-\infty, -\frac{3}{2}\right)$  and  $\left(-\frac{3}{2}, \infty\right)$ .

In interval  $\left(-\infty, -\frac{3}{2}\right)$  i.e., when  $x < -\frac{3}{2}$ ,  $f'(x) = -6 - 4x < 0$ .

$\therefore f$  is strictly increasing for  $x < -\frac{3}{2}$ .

In interval  $\left(-\frac{3}{2}, \infty\right)$  i.e., when  $x > -\frac{3}{2}$ ,  $f'(x) = -6 - 4x < 0$ .

$\therefore f$  is strictly decreasing for  $x > -\frac{3}{2}$ .

(c) We have,

$$f(x) = -2x^3 - 9x^2 - 12x + 1$$

$$\therefore f'(x) = -6x^2 - 18x - 12 = -6(x^2 + 3x + 2) = -6(x+1)(x+2)$$

Now,

$$f'(x) = 0 \Rightarrow x = -1 \text{ and } x = -2$$

Points  $x = -1$  and  $x = -2$  divide the real line into three disjoint intervals

i.e.,  $(-\infty, -2)$ ,  $(-2, -1)$ , and  $(-1, \infty)$ .

In intervals  $(-\infty, -2)$  and  $(-1, \infty)$  i.e., when  $x < -2$  and  $x > -1$ ,

$$f'(x) = -6(x+1)(x+2) < 0$$



$\therefore f$  is strictly decreasing for  $x < -2$  and  $x > -1$ .

Now, in interval  $(-2, -1)$  i.e., when  $-2 < x < -1$ ,  $f'(x) = -6(x+1)(x+2) > 0$ .

$\therefore f$  is strictly increasing for  $-2 < x < -1$ .

(d) We have,

$$f(x) = 6 - 9x - x^2$$

$$\therefore f'(x) = -9 - 2x$$

Now,  $f'$

$$(x) = 0 \text{ gives } x = -\frac{9}{2}$$

The point  $x = -\frac{9}{2}$  divides the real line into two disjoint intervals i.e.,

$$\left(-\infty, -\frac{9}{2}\right) \text{ and } \left(-\frac{9}{2}, \infty\right)$$

In interval  $\left(-\infty, -\frac{9}{2}\right)$  i.e., for  $x < -\frac{9}{2}$ ,  $f'(x) = -9 - 2x > 0$ .

$\therefore f$  is strictly increasing for  $x < -\frac{9}{2}$ .

In interval  $\left(-\frac{9}{2}, \infty\right)$  i.e., for  $x > -\frac{9}{2}$ ,  $f'(x) = -9 - 2x < 0$ .



$\therefore f$  is strictly decreasing for  $x > -\frac{9}{2}$ .

(e) We have,

$$f(x) = (x + 1)^3 (x - 3)^3$$

$$\begin{aligned} f'(x) &= 3(x+1)^2(x-3)^3 + 3(x-3)^2(x+1)^3 \\ &= 3(x+1)^2(x-3)^2[x-3+x+1] \\ &= 3(x+1)^2(x-3)^2(2x-2) \\ &= 6(x+1)^2(x-3)^2(x-1) \end{aligned}$$

Now,

$$f'(x) = 0 \Rightarrow x = -1, 3, 1$$

The points  $x = -1$ ,  $x = 1$ , and  $x = 3$  divide the real line into four disjoint intervals

i.e.,  $(-\infty, -1)$ ,  $(-1, 1)$ ,  $(1, 3)$ , and  $(3, \infty)$ .

In intervals  $(-\infty, -1)$  and  $(-1, 1)$ ,  $f'(x) = 6(x+1)^2(x-3)^2(x-1) < 0$ .

$\therefore f$  is strictly decreasing in intervals  $(-\infty, -1)$  and  $(-1, 1)$ .

In intervals  $(1, 3)$  and  $(3, \infty)$ ,  $f'(x) = 6(x+1)^2(x-3)^2(x-1) > 0$ .

$\therefore f$  is strictly increasing in intervals  $(1, 3)$  and  $(3, \infty)$ .

**Question 7:**

Show that  $y = \log(1+x) - \frac{2x}{2+x}, x > -1$ , is an increasing function of  $x$  throughout its domain.

Answer

We have,

$$y = \log(1+x) - \frac{2x}{2+x}$$

$$\therefore \frac{dy}{dx} = \frac{1}{1+x} - \frac{(2+x)(2) - 2x(1)}{(2+x)^2} = \frac{1}{1+x} - \frac{4}{(2+x)^2} = \frac{x^2}{(2+x)^2}$$

$$\text{Now, } \frac{dy}{dx} = 0$$

$$\Rightarrow \frac{x^2}{(2+x)^2} = 0$$

$$\Rightarrow x^2 = 0 \quad [(2+x) \neq 0 \text{ as } x > -1]$$

$$\Rightarrow x = 0$$

Since  $x > -1$ , point  $x = 0$  divides the domain  $(-1, \infty)$  in two disjoint intervals i.e.,  $-1 < x < 0$  and  $x > 0$ .

When  $-1 < x < 0$ , we have:

$$x < 0 \Rightarrow x^2 > 0$$

$$x > -1 \Rightarrow (2+x) > 0 \Rightarrow (2+x)^2 > 0$$

$$\therefore y' = \frac{x^2}{(2+x)^2} > 0$$

Also, when  $x > 0$ :

$$x > 0 \Rightarrow x^2 > 0, (2+x)^2 > 0$$

$$\therefore y' = \frac{x^2}{(2+x)^2} > 0$$

Hence, function  $f$  is increasing throughout this domain.

**Question 8:**



Find the values of  $x$  for which  $y = [x(x-2)]^2$  is an increasing function.

Answer

We have,

$$y = [x(x-2)]^2 = [x^2 - 2x]^2$$

$$\therefore \frac{dy}{dx} = y' = 2(x^2 - 2x)(2x - 2) = 4x(x-2)(x-1)$$

$$\therefore \frac{dy}{dx} = 0 \Rightarrow x = 0, x = 2, x = 1.$$

The points  $x = 0$ ,  $x = 1$ , and  $x = 2$  divide the real line into four disjoint intervals i.e.,

$(-\infty, 0)$ ,  $(0, 1)$ ,  $(1, 2)$ , and  $(2, \infty)$ .

In intervals  $(-\infty, 0)$  and  $(1, 2)$ ,  $\frac{dy}{dx} < 0$ .

$\therefore y$  is strictly decreasing in intervals  $(-\infty, 0)$  and  $(1, 2)$ .

However, in intervals  $(0, 1)$  and  $(2, \infty)$ ,  $\frac{dy}{dx} > 0$ .

$\therefore y$  is strictly increasing in intervals  $(0, 1)$  and  $(2, \infty)$ .

$\therefore y$  is strictly increasing for  $0 < x < 1$  and  $x > 2$ .

**Question 9:**

Prove that  $y = \frac{4 \sin \theta}{(2 + \cos \theta)} - \theta$  is an increasing function of  $\theta$  in  $\left[0, \frac{\pi}{2}\right]$ .

Answer

We have,



$$y = \frac{4 \sin \theta}{(2 + \cos \theta)} - \theta$$

$$\therefore \frac{dy}{dx} = \frac{(2 + \cos \theta)(4 \cos \theta) - 4 \sin \theta(-\sin \theta)}{(2 + \cos \theta)^2} - 1$$

$$= \frac{8 \cos \theta + 4 \cos^2 \theta + 4 \sin^2 \theta}{(2 + \cos \theta)^2} - 1$$

$$= \frac{8 \cos \theta + 4}{(2 + \cos \theta)^2} - 1$$

Now,  $\frac{dy}{dx} = 0$ .

$$\Rightarrow \frac{8 \cos \theta + 4}{(2 + \cos \theta)^2} = 1$$

$$\Rightarrow 8 \cos \theta + 4 = 4 + \cos^2 \theta + 4 \cos \theta$$

$$\Rightarrow \cos^2 \theta - 4 \cos \theta = 0$$

$$\Rightarrow \cos \theta (\cos \theta - 4) = 0$$

$$\Rightarrow \cos \theta = 0 \text{ or } \cos \theta = 4$$

Since  $\cos \theta \neq 4$ ,  $\cos \theta = 0$ .

$$\cos \theta = 0 \Rightarrow \theta = \frac{\pi}{2}$$

Now,

$$\frac{dy}{dx} = \frac{8 \cos \theta + 4 - (4 + \cos^2 \theta + 4 \cos \theta)}{(2 + \cos \theta)^2} = \frac{4 \cos \theta - \cos^2 \theta}{(2 + \cos \theta)^2} = \frac{\cos \theta (4 - \cos \theta)}{(2 + \cos \theta)^2}$$



In interval  $\left(0, \frac{\pi}{2}\right)$ , we have  $\cos \theta > 0$ . Also,  $4 > \cos \theta \Rightarrow 4 - \cos \theta > 0$ .

$$\therefore \cos \theta (4 - \cos \theta) > 0 \text{ and also } (2 + \cos \theta)^2 > 0$$

$$\Rightarrow \frac{\cos \theta (4 - \cos \theta)}{(2 + \cos \theta)^2} > 0$$

$$\Rightarrow \frac{dy}{dx} > 0$$

Therefore,  $y$  is strictly increasing in interval  $\left(0, \frac{\pi}{2}\right)$ .

Also, the given function is continuous at  $x = 0$  and  $x = \frac{\pi}{2}$ .

Hence,  $y$  is increasing in interval  $\left[0, \frac{\pi}{2}\right]$ .

**Question 10:**

Prove that the logarithmic function is strictly increasing on  $(0, \infty)$ .

Answer

The given function is  $f(x) = \log x$ .

$$\therefore f'(x) = \frac{1}{x}$$

It is clear that for  $x > 0$ ,  $f'(x) = \frac{1}{x} > 0$ .

Hence,  $f(x) = \log x$  is strictly increasing in interval  $(0, \infty)$ .

**Question 11:**

Prove that the function  $f$  given by  $f(x) = x^2 - x + 1$  is neither strictly increasing nor strictly decreasing on  $(-1, 1)$ .

Answer





The given function is  $f(x) = x^2 - x + 1$ .

$$\therefore f'(x) = 2x - 1$$

$$\text{Now, } f'(x) = 0 \Rightarrow x = \frac{1}{2}.$$

The point  $\frac{1}{2}$  divides the interval  $(-1, 1)$  into two disjoint intervals

$$\text{i.e., } \left(-1, \frac{1}{2}\right) \text{ and } \left(\frac{1}{2}, 1\right).$$

Now, in interval  $\left(-1, \frac{1}{2}\right)$ ,  $f'(x) = 2x - 1 < 0$ .

Therefore,  $f$  is strictly decreasing in interval  $\left(-1, \frac{1}{2}\right)$ .

However, in interval  $\left(\frac{1}{2}, 1\right)$ ,  $f'(x) = 2x - 1 > 0$ .

Therefore,  $f$  is strictly increasing in interval  $\left(\frac{1}{2}, 1\right)$ .

Hence,  $f$  is neither strictly increasing nor decreasing in interval  $(-1, 1)$ .

**Question 12:**

Which of the following functions are strictly decreasing on  $\left(0, \frac{\pi}{2}\right)$ ?

(A)  $\cos x$  (B)  $\cos 2x$  (C)  $\cos 3x$  (D)  $\tan x$

Answer

(A) Let  $f_1(x) = \cos x$ .

$$\therefore f_1'(x) = -\sin x$$

In interval  $\left(0, \frac{\pi}{2}\right)$ ,  $f_1'(x) = -\sin x < 0$ .

$\therefore f_1(x) = \cos x$  is strictly decreasing in interval  $\left(0, \frac{\pi}{2}\right)$ .



(B) Let  $f_2(x) = \cos 2x$ .

$$\therefore f_2'(x) = -2 \sin 2x$$

$$\text{Now, } 0 < x < \frac{\pi}{2} \Rightarrow 0 < 2x < \pi \Rightarrow \sin 2x > 0 \Rightarrow -2 \sin 2x < 0$$

$$\therefore f_2'(x) = -2 \sin 2x < 0 \text{ on } \left(0, \frac{\pi}{2}\right)$$

$\therefore f_2(x) = \cos 2x$  is strictly decreasing in interval  $\left(0, \frac{\pi}{2}\right)$ .

(C) Let  $f_3(x) = \cos 3x$ .

$$\therefore f_3'(x) = -3 \sin 3x$$

$$\text{Now, } f_3'(x) = 0.$$

$$\Rightarrow \sin 3x = 0 \Rightarrow 3x = \pi, \text{ as } x \in \left(0, \frac{\pi}{2}\right)$$

$$\Rightarrow x = \frac{\pi}{3}$$

The point  $x = \frac{\pi}{3}$  divides the interval  $\left(0, \frac{\pi}{2}\right)$  into two disjoint intervals

i.e.,  $\left(0, \frac{\pi}{3}\right)$  and  $\left(\frac{\pi}{3}, \frac{\pi}{2}\right)$ .

$$\text{Now, in interval } \left(0, \frac{\pi}{3}\right), f_3(x) = -3 \sin 3x < 0 \left[ \text{as } 0 < x < \frac{\pi}{3} \Rightarrow 0 < 3x < \pi \right].$$

$\therefore f_3$  is strictly decreasing in interval  $\left(0, \frac{\pi}{3}\right)$ .

$$\text{However, in interval } \left(\frac{\pi}{3}, \frac{\pi}{2}\right), f_3(x) = -3 \sin 3x > 0 \left[ \text{as } \frac{\pi}{3} < x < \frac{\pi}{2} \Rightarrow \pi < 3x < \frac{3\pi}{2} \right].$$



$\therefore f_3$  is strictly increasing in interval  $\left(\frac{\pi}{3}, \frac{\pi}{2}\right)$ .

Hence,  $f_3$  is neither increasing nor decreasing in interval  $\left(0, \frac{\pi}{2}\right)$ .

(D) Let  $f_4(x) = \tan x$ .

$$\therefore f_4'(x) = \sec^2 x$$

In interval  $\left(0, \frac{\pi}{2}\right), f_4'(x) = \sec^2 x > 0$ .

$\therefore f_4$  is strictly increasing in interval  $\left(0, \frac{\pi}{2}\right)$ .

Therefore, functions  $\cos x$  and  $\cos 2x$  are strictly decreasing in  $\left(0, \frac{\pi}{2}\right)$ .  
Hence, the correct answers are A and B.

### Question 13:

On which of the following intervals is the function  $f$  given by  $f(x) = x^{100} + \sin x - 1$  strictly decreasing?

(A)  $(0, 1)$  (B)  $\left(\frac{\pi}{2}, \pi\right)$

(C)  $\left(0, \frac{\pi}{2}\right)$  (D) None of these

Answer

We have,



$$f(x) = x^{100} + \sin x - 1$$

$$\therefore f'(x) = 100x^{99} + \cos x$$

In interval  $(0, 1)$ ,  $\cos x > 0$  and  $100x^{99} > 0$ .

$$\therefore f'(x) > 0.$$

Thus, function  $f$  is strictly increasing in interval  $(0, 1)$ .

In interval  $\left(\frac{\pi}{2}, \pi\right)$ ,  $\cos x < 0$  and  $100x^{99} > 0$ . Also,  $100x^{99} > \cos x$

$$\therefore f'(x) > 0 \text{ in } \left(\frac{\pi}{2}, \pi\right).$$

Thus, function  $f$  is strictly increasing in interval  $\left(\frac{\pi}{2}, \pi\right)$ .

In interval  $\left(0, \frac{\pi}{2}\right)$ ,  $\cos x > 0$  and  $100x^{99} > 0$ .

$$\therefore 100x^{99} + \cos x > 0$$

$$\Rightarrow f'(x) > 0 \text{ on } \left(0, \frac{\pi}{2}\right)$$

$\therefore f$  is strictly increasing in interval  $\left(0, \frac{\pi}{2}\right)$ .

Hence, function  $f$  is strictly decreasing in none of the intervals.

The correct answer is D.

#### Question 14:

Find the least value of  $a$  such that the function  $f$  given  $f(x) = x^2 + ax + 1$  is strictly increasing on  $(1, 2)$ .

Answer

We have,



$$f(x) = x^2 + ax + 1$$

$$\therefore f'(x) = 2x + a$$

Now, function  $f$  will be increasing in  $(1, 2)$ , if  $f'(x) > 0$  in  $(1, 2)$ .

$$f'(x) > 0$$

$$\Rightarrow 2x + a > 0$$

$$\Rightarrow 2x > -a$$

$$\Rightarrow x > \frac{-a}{2}$$

Therefore, we have to find the least value of  $a$  such that

$$x > \frac{-a}{2}, \text{ when } x \in (1, 2).$$

$$\Rightarrow x > \frac{-a}{2} \text{ (when } 1 < x < 2)$$

Thus, the least value of  $a$  for  $f$  to be increasing on  $(1, 2)$  is given by,

$$\frac{-a}{2} = 1$$

$$\frac{-a}{2} = 1 \Rightarrow a = -2$$

Hence, the required value of  $a$  is  $-2$ .

**Question 15:**



Let  $\mathbf{I}$  be any interval disjoint from  $(-1, 1)$ . Prove that the function  $f$  given by

$$f(x) = x + \frac{1}{x} \text{ is strictly increasing on } \mathbf{I}.$$

Answer

We have,

$$f(x) = x + \frac{1}{x}$$

$$\therefore f'(x) = 1 - \frac{1}{x^2}$$

Now,

$$f'(x) = 0 \Rightarrow \frac{1}{x^2} = 1 \Rightarrow x = \pm 1$$

The points  $x = 1$  and  $x = -1$  divide the real line in three disjoint intervals i.e.,

$$(-\infty, -1), (-1, 1), \text{ and } (1, \infty).$$

In interval  $(-1, 1)$ , it is observed that:

$$-1 < x < 1$$

$$\Rightarrow x^2 < 1$$

$$\Rightarrow 1 < \frac{1}{x^2}, x \neq 0$$

$$\Rightarrow 1 - \frac{1}{x^2} < 0, x \neq 0$$

$$\therefore f'(x) = 1 - \frac{1}{x^2} < 0 \text{ on } (-1, 1) \sim \{0\}.$$

$$\therefore f \text{ is strictly decreasing on } (-1, 1) \sim \{0\}.$$

In intervals  $(-\infty, -1)$  and  $(1, \infty)$ , it is observed that:



$$x < -1 \text{ or } 1 < x$$

$$\Rightarrow x^2 > 1$$

$$\Rightarrow 1 > \frac{1}{x^2}$$

$$\Rightarrow 1 - \frac{1}{x^2} > 0$$

$$\therefore f'(x) = 1 - \frac{1}{x^2} > 0 \text{ on } (-\infty, -1) \text{ and } (1, \infty).$$

$\therefore f$  is strictly increasing on  $(-\infty, -1)$  and  $(1, \infty)$ .

Hence, function  $f$  is strictly increasing in interval  $\mathbf{I}$  disjoint from  $(-1, 1)$ .

Hence, the given result is proved.

**Question 16:**

Prove that the function  $f$  given by  $f(x) = \log \sin x$  is strictly increasing on  $\left(0, \frac{\pi}{2}\right)$  and

strictly decreasing on  $\left(\frac{\pi}{2}, \pi\right)$ .

Answer

We have,

$$f(x) = \log \sin x$$

$$\therefore f'(x) = \frac{1}{\sin x} \cos x = \cot x$$

In interval  $\left(0, \frac{\pi}{2}\right), f'(x) = \cot x > 0$ .

$\therefore f$  is strictly increasing in  $\left(0, \frac{\pi}{2}\right)$ .



In interval  $\left(\frac{\pi}{2}, \pi\right)$ ,  $f'(x) = \cot x < 0$ .

$\therefore f$  is strictly decreasing in  $\left(\frac{\pi}{2}, \pi\right)$ .

**Question 17:**

Prove that the function  $f$  given by  $f(x) = \log \cos x$  is strictly decreasing on  $\left(0, \frac{\pi}{2}\right)$  and strictly increasing on  $\left(\frac{\pi}{2}, \pi\right)$ .

Answer

We have,

$$f(x) = \log \cos x$$

$$\therefore f'(x) = \frac{1}{\cos x} (-\sin x) = -\tan x$$

In interval  $\left(0, \frac{\pi}{2}\right)$ ,  $\tan x > 0 \Rightarrow -\tan x < 0$ .

$$\therefore f'(x) < 0 \text{ on } \left(0, \frac{\pi}{2}\right)$$

$\therefore f$  is strictly decreasing on  $\left(0, \frac{\pi}{2}\right)$ .

In interval  $\left(\frac{\pi}{2}, \pi\right)$ ,  $\tan x < 0 \Rightarrow -\tan x > 0$ .

$$\therefore f'(x) > 0 \text{ on } \left(\frac{\pi}{2}, \pi\right)$$





$\therefore f$  is strictly increasing on  $\left(\frac{\pi}{2}, \pi\right)$ .

**Question 18:**

Prove that the function given by  $f(x) = x^3 - 3x^2 + 3x - 100$  is increasing in  $\mathbf{R}$ .

Answer

We have,

$$f(x) = x^3 - 3x^2 + 3x - 100$$

$$\begin{aligned} f'(x) &= 3x^2 - 6x + 3 \\ &= 3(x^2 - 2x + 1) \\ &= 3(x-1)^2 \end{aligned}$$

For any  $x \in \mathbf{R}$ ,  $(x - 1)^2 > 0$ .

Thus,  $f'(x)$  is always positive in  $\mathbf{R}$ .

Hence, the given function ( $f$ ) is increasing in  $\mathbf{R}$ .

**Question 19:**

The interval in which  $y = x^2 e^{-x}$  is increasing is

- (A)  $(-\infty, \infty)$  (B)  $(-2, 0)$  (C)  $(2, \infty)$  (D)  $(0, 2)$

Answer

We have,

$$y = x^2 e^{-x}$$



$$\therefore \frac{dy}{dx} = 2xe^{-x} - x^2e^{-x} = xe^{-x}(2-x)$$

$$\text{Now, } \frac{dy}{dx} = 0.$$

$$\Rightarrow x = 0 \text{ and } x = 2$$

The points  $x = 0$  and  $x = 2$  divide the real line into three disjoint intervals

i.e.,  $(-\infty, 0)$ ,  $(0, 2)$ , and  $(2, \infty)$ .

In intervals  $(-\infty, 0)$  and  $(2, \infty)$ ,  $f'(x) < 0$  as  $e^{-x}$  is always positive.

$\therefore f$  is decreasing on  $(-\infty, 0)$  and  $(2, \infty)$ .

In interval  $(0, 2)$ ,  $f'(x) > 0$ .

$\therefore f$  is strictly increasing on  $(0, 2)$ .

Hence,  $f$  is strictly increasing in interval  $(0, 2)$ .

The correct answer is D.



## Exercise 6.3

**Question 1:**

Find the slope of the tangent to the curve  $y = 3x^4 - 4x$  at  $x = 4$ .

Answer

The given curve is  $y = 3x^4 - 4x$ .

Then, the slope of the tangent to the given curve at  $x = 4$  is given by,

$$\left. \frac{dy}{dx} \right]_{x=4} = 12x^3 - 4 \Big]_{x=4} = 12(4)^3 - 4 = 12(64) - 4 = 764$$

**Question 2:**

Find the slope of the tangent to the curve  $y = \frac{x-1}{x-2}$ ,  $x \neq 2$  at  $x = 10$ .

Answer

The given curve is  $y = \frac{x-1}{x-2}$ .

$$\begin{aligned} \therefore \frac{dy}{dx} &= \frac{(x-2)(1) - (x-1)(1)}{(x-2)^2} \\ &= \frac{x-2-x+1}{(x-2)^2} = \frac{-1}{(x-2)^2} \end{aligned}$$

Thus, the slope of the tangent at  $x = 10$  is given by,

$$\left. \frac{dy}{dx} \right]_{x=10} = \frac{-1}{(x-2)^2} \Big]_{x=10} = \frac{-1}{(10-2)^2} = \frac{-1}{64}$$

Hence, the slope of the tangent at  $x = 10$  is  $\frac{-1}{64}$ .

**Question 3:**

Find the slope of the tangent to curve  $y = x^3 - x + 1$  at the point whose  $x$ -coordinate is 2.

Answer



The given curve is  $y = x^3 - x + 1$ .

$$\therefore \frac{dy}{dx} = 3x^2 - 1$$

The slope of the tangent to a curve at  $(x_0, y_0)$  is  $\left. \frac{dy}{dx} \right|_{(x_0, y_0)}$ .

It is given that  $x_0 = 2$ .

Hence, the slope of the tangent at the point where the  $x$ -coordinate is 2 is given by,

$$\left. \frac{dy}{dx} \right|_{x=2} = 3x^2 - 1 \Big|_{x=2} = 3(2)^2 - 1 = 12 - 1 = 11$$

**Question 4:**

Find the slope of the tangent to the curve  $y = x^3 - 3x + 2$  at the point whose  $x$ -coordinate is 3.

Answer

The given curve is  $y = x^3 - 3x + 2$ .

$$\therefore \frac{dy}{dx} = 3x^2 - 3$$

The slope of the tangent to a curve at  $(x_0, y_0)$  is  $\left. \frac{dy}{dx} \right|_{(x_0, y_0)}$ .

Hence, the slope of the tangent at the point where the  $x$ -coordinate is 3 is given by,

$$\left. \frac{dy}{dx} \right|_{x=3} = 3x^2 - 3 \Big|_{x=3} = 3(3)^2 - 3 = 27 - 3 = 24$$

**Question 5:**

Find the slope of the normal to the curve  $x = a \cos^3 \theta$ ,  $y = a \sin^3 \theta$  at  $\theta = \frac{\pi}{4}$ .

Answer

It is given that  $x = a \cos^3 \theta$  and  $y = a \sin^3 \theta$ .



$$\therefore \frac{dx}{d\theta} = 3a \cos^2 \theta (-\sin \theta) = -3a \cos^2 \theta \sin \theta$$

$$\frac{dy}{d\theta} = 3a \sin^2 \theta (\cos \theta)$$

$$\therefore \frac{dy}{dx} = \frac{\left(\frac{dy}{d\theta}\right)}{\left(\frac{dx}{d\theta}\right)} = \frac{3a \sin^2 \theta \cos \theta}{-3a \cos^2 \theta \sin \theta} = -\frac{\sin \theta}{\cos \theta} = -\tan \theta$$

Therefore, the slope of the tangent at  $\theta = \frac{\pi}{4}$  is given by,

$$\left. \frac{dy}{dx} \right|_{\theta = \frac{\pi}{4}} = -\tan \theta \Big|_{\theta = \frac{\pi}{4}} = -\tan \frac{\pi}{4} = -1$$

Hence, the slope of the normal at  $\theta = \frac{\pi}{4}$  is given by,

$$\frac{1}{\text{slope of the tangent at } \theta = \frac{\pi}{4}} = \frac{-1}{-1} = 1$$

#### Question 6:

Find the slope of the normal to the curve  $x = 1 - a \sin \theta$ ,  $y = b \cos^2 \theta$  at  $\theta = \frac{\pi}{2}$ .

Answer

It is given that  $x = 1 - a \sin \theta$  and  $y = b \cos^2 \theta$ .

$$\therefore \frac{dx}{d\theta} = -a \cos \theta \text{ and } \frac{dy}{d\theta} = 2b \cos \theta (-\sin \theta) = -2b \sin \theta \cos \theta$$

$$\therefore \frac{dy}{dx} = \frac{\left(\frac{dy}{d\theta}\right)}{\left(\frac{dx}{d\theta}\right)} = \frac{-2b \sin \theta \cos \theta}{-a \cos \theta} = \frac{2b}{a} \sin \theta$$

Therefore, the slope of the tangent at  $\theta = \frac{\pi}{2}$  is given by,



$$\left. \frac{dy}{dx} \right]_{\theta=\frac{\pi}{2}} = \frac{2b}{a} \sin \theta \left. \right]_{\theta=\frac{\pi}{2}} = \frac{2b}{a} \sin \frac{\pi}{2} = \frac{2b}{a}$$

Hence, the slope of the normal at  $\theta = \frac{\pi}{2}$  is given by,

$$\frac{1}{\text{slope of the tangent at } \theta = \frac{\pi}{4}} = \frac{-1}{\left(\frac{2b}{a}\right)} = -\frac{a}{2b}$$

**Question 7:**

Find points at which the tangent to the curve  $y = x^3 - 3x^2 - 9x + 7$  is parallel to the  $x$ -axis.

Answer

The equation of the given curve is  $y = x^3 - 3x^2 - 9x + 7$ .

$$\therefore \frac{dy}{dx} = 3x^2 - 6x - 9$$

Now, the tangent is parallel to the  $x$ -axis if the slope of the tangent is zero.

$$\begin{aligned} \therefore 3x^2 - 6x - 9 = 0 &\Rightarrow x^2 - 2x - 3 = 0 \\ &\Rightarrow (x-3)(x+1) = 0 \\ &\Rightarrow x = 3 \text{ or } x = -1 \end{aligned}$$

When  $x = 3$ ,  $y = (3)^3 - 3(3)^2 - 9(3) + 7 = 27 - 27 - 27 + 7 = -20$ .

When  $x = -1$ ,  $y = (-1)^3 - 3(-1)^2 - 9(-1) + 7 = -1 - 3 + 9 + 7 = 12$ .

Hence, the points at which the tangent is parallel to the  $x$ -axis are  $(3, -20)$  and  $(-1, 12)$ .

**Question 8:**

Find a point on the curve  $y = (x - 2)^2$  at which the tangent is parallel to the chord joining the points  $(2, 0)$  and  $(4, 4)$ .

Answer

If a tangent is parallel to the chord joining the points  $(2, 0)$  and  $(4, 4)$ , then the slope of the tangent = the slope of the chord.



$$\frac{4-0}{4-2} = \frac{4}{2} = 2.$$

The slope of the chord is

Now, the slope of the tangent to the given curve at a point  $(x, y)$  is given by,

$$\frac{dy}{dx} = 2(x-2)$$

Since the slope of the tangent = slope of the chord, we have:

$$2(x-2) = 2$$

$$\Rightarrow x-2 = 1 \Rightarrow x = 3$$

$$\text{When } x = 3, y = (3-2)^2 = 1.$$

Hence, the required point is  $(3, 1)$ .

#### Question 9:

Find the point on the curve  $y = x^3 - 11x + 5$  at which the tangent is  $y = x - 11$ .

Answer

The equation of the given curve is  $y = x^3 - 11x + 5$ .

The equation of the tangent to the given curve is given as  $y = x - 11$  (which is of the form  $y = mx + c$ ).

∴ Slope of the tangent = 1

Now, the slope of the tangent to the given curve at the point  $(x, y)$  is given by,

$$\frac{dy}{dx} = 3x^2 - 11$$

Then, we have:

$$3x^2 - 11 = 1$$

$$\Rightarrow 3x^2 = 12$$

$$\Rightarrow x^2 = 4$$

$$\Rightarrow x = \pm 2$$

$$\text{When } x = 2, y = (2)^3 - 11(2) + 5 = 8 - 22 + 5 = -9.$$

$$\text{When } x = -2, y = (-2)^3 - 11(-2) + 5 = -8 + 22 + 5 = 19.$$



Hence, the required points are (2, -9) and (-2, 19).

**Question 10:**

Find the equation of all lines having slope -1 that are tangents to the curve

$$y = \frac{1}{x-1}, x \neq 1$$

Answer

The equation of the given curve is  $y = \frac{1}{x-1}, x \neq 1$ .

The slope of the tangents to the given curve at any point (x, y) is given by,

$$\frac{dy}{dx} = \frac{-1}{(x-1)^2}$$

If the slope of the tangent is -1, then we have:

$$\begin{aligned}\frac{-1}{(x-1)^2} &= -1 \\ \Rightarrow (x-1)^2 &= 1 \\ \Rightarrow x-1 &= \pm 1 \\ \Rightarrow x &= 2, 0\end{aligned}$$

When  $x = 0$ ,  $y = -1$  and when  $x = 2$ ,  $y = 1$ .

Thus, there are two tangents to the given curve having slope -1. These are passing through the points (0, -1) and (2, 1).

∴ The equation of the tangent through (0, -1) is given by,

$$\begin{aligned}y - (-1) &= -1(x - 0) \\ \Rightarrow y + 1 &= -x \\ \Rightarrow y + x + 1 &= 0\end{aligned}$$





∴ The equation of the tangent through (2, 1) is given by,

$$y - 1 = -1(x - 2)$$

$$\Rightarrow y - 1 = -x + 2$$

$$\Rightarrow y + x - 3 = 0$$

Hence, the equations of the required lines are  $y + x + 1 = 0$  and  $y + x - 3 = 0$ .

**Question 11:**

Find the equation of all lines having slope 2 which are tangents to the

curve  $y = \frac{1}{x-3}, x \neq 3$ .

Answer

The equation of the given curve is  $y = \frac{1}{x-3}, x \neq 3$ .

The slope of the tangent to the given curve at any point (x, y) is given by,

$$\frac{dy}{dx} = \frac{-1}{(x-3)^2}$$

If the slope of the tangent is 2, then we have:

$$\frac{-1}{(x-3)^2} = 2$$



$$\Rightarrow 2(x-3)^2 = -1$$

$$\Rightarrow (x-3)^2 = \frac{-1}{2}$$

This is not possible since the L.H.S. is positive while the R.H.S. is negative.

Hence, there is no tangent to the given curve having slope 2.

**Question 12:**

Find the equations of all lines having slope 0 which are tangent to the curve

$$y = \frac{1}{x^2 - 2x + 3}.$$

Answer

The equation of the given curve is  $y = \frac{1}{x^2 - 2x + 3}$ .

The slope of the tangent to the given curve at any point  $(x, y)$  is given by,

$$\frac{dy}{dx} = \frac{-(2x-2)}{(x^2 - 2x + 3)^2} = \frac{-2(x-1)}{(x^2 - 2x + 3)^2}$$

If the slope of the tangent is 0, then we have:

$$\frac{-2(x-1)}{(x^2 - 2x + 3)^2} = 0$$

$$\Rightarrow -2(x-1) = 0$$

$$\Rightarrow x = 1$$

When  $x = 1$ ,  $y = \frac{1}{1-2+3} = \frac{1}{2}$ .

∴ The equation of the tangent through  $\left(1, \frac{1}{2}\right)$  is given by,



$$y - \frac{1}{2} = 0(x-1)$$

$$\Rightarrow y - \frac{1}{2} = 0$$

$$\Rightarrow y = \frac{1}{2}$$

Hence, the equation of the required line is  $y = \frac{1}{2}$ .

**Question 13:**

Find points on the curve  $\frac{x^2}{9} + \frac{y^2}{16} = 1$  at which the tangents are  
(i) parallel to x-axis (ii) parallel to y-axis

Answer

The equation of the given curve is  $\frac{x^2}{9} + \frac{y^2}{16} = 1$ .

On differentiating both sides with respect to  $x$ , we have:

$$\frac{2x}{9} + \frac{2y}{16} \cdot \frac{dy}{dx} = 0$$

$$\Rightarrow \frac{dy}{dx} = \frac{-16x}{9y}$$

(i) The tangent is parallel to the x-axis if the slope of the tangent is i.e.,  $0 = \frac{-16x}{9y}$ ,  
which is possible if  $x = 0$ .

Then,  $\frac{x^2}{9} + \frac{y^2}{16} = 1$  for  $x = 0$

$$\Rightarrow y^2 = 16 \Rightarrow y = \pm 4$$

Hence, the points at which the tangents are parallel to the x-axis are  
(0, 4) and (0, -4).



(ii) The tangent is parallel to the  $y$ -axis if the slope of the normal is 0, which

$$\text{gives } \frac{-1}{\left(\frac{-16x}{9y}\right)} = \frac{9y}{16x} = 0 \Rightarrow y = 0.$$

$$\text{Then, } \frac{x^2}{9} + \frac{y^2}{16} = 1 \text{ for } y = 0.$$

$$\Rightarrow x = \pm 3$$

Hence, the points at which the tangents are parallel to the  $y$ -axis are

$(3, 0)$  and  $(-3, 0)$ .

#### Question 14:

Find the equations of the tangent and normal to the given curves at the indicated points:

(i)  $y = x^4 - 6x^3 + 13x^2 - 10x + 5$  at  $(0, 5)$

(ii)  $y = x^4 - 6x^3 + 13x^2 - 10x + 5$  at  $(1, 3)$

(iii)  $y = x^3$  at  $(1, 1)$

(iv)  $y = x^2$  at  $(0, 0)$

(v)  $x = \cos t, y = \sin t$  at  $t = \frac{\pi}{4}$

Answer

(i) The equation of the curve is  $y = x^4 - 6x^3 + 13x^2 - 10x + 5$ .

On differentiating with respect to  $x$ , we get:

$$\frac{dy}{dx} = 4x^3 - 18x^2 + 26x - 10$$

$$\left. \frac{dy}{dx} \right|_{(0, 5)} = -10$$

Thus, the slope of the tangent at  $(0, 5)$  is  $-10$ . The equation of the tangent is given as:

$$y - 5 = -10(x - 0)$$



$$\Rightarrow y - 5 = -10x$$

$$\Rightarrow 10x + y = 5$$

The slope of the normal at (0, 5) is  $\frac{-1}{\text{Slope of the tangent at (0, 5)}} = \frac{1}{10}$ .

Therefore, the equation of the normal at (0, 5) is given as:

$$y - 5 = \frac{1}{10}(x - 0)$$

$$\Rightarrow 10y - 50 = x$$

$$\Rightarrow x - 10y + 50 = 0$$

(ii) The equation of the curve is  $y = x^4 - 6x^3 + 13x^2 - 10x + 5$ .

On differentiating with respect to  $x$ , we get:

$$\frac{dy}{dx} = 4x^3 - 18x^2 + 26x - 10$$

$$\left. \frac{dy}{dx} \right|_{(1, 3)} = 4 - 18 + 26 - 10 = 2$$

Thus, the slope of the tangent at (1, 3) is 2. The equation of the tangent is given as:

$$y - 3 = 2(x - 1)$$

$$\Rightarrow y - 3 = 2x - 2$$

$$\Rightarrow y = 2x + 1$$

The slope of the normal at (1, 3) is  $\frac{-1}{\text{Slope of the tangent at (1, 3)}} = \frac{-1}{2}$ .

Therefore, the equation of the normal at (1, 3) is given as:



$$y-3 = -\frac{1}{2}(x-1)$$

$$\Rightarrow 2y-6 = -x+1$$

$$\Rightarrow x+2y-7=0$$

(iii) The equation of the curve is  $y = x^3$ .

On differentiating with respect to  $x$ , we get:

$$\frac{dy}{dx} = 3x^2$$

$$\left. \frac{dy}{dx} \right|_{(1,1)} = 3(1)^2 = 3$$

Thus, the slope of the tangent at  $(1, 1)$  is 3 and the equation of the tangent is given as:

$$y-1 = 3(x-1)$$

$$\Rightarrow y = 3x-2$$

The slope of the normal at  $(1, 1)$  is  $\frac{-1}{\text{Slope of the tangent at } (1, 1)} = \frac{-1}{3}$ .

Therefore, the equation of the normal at  $(1, 1)$  is given as:

$$y-1 = \frac{-1}{3}(x-1)$$

$$\Rightarrow 3y-3 = -x+1$$

$$\Rightarrow x+3y-4=0$$

(iv) The equation of the curve is  $y = x^2$ .

On differentiating with respect to  $x$ , we get:

$$\frac{dy}{dx} = 2x$$

$$\left. \frac{dy}{dx} \right|_{(0,0)} = 0$$

Thus, the slope of the tangent at  $(0, 0)$  is 0 and the equation of the tangent is given as:

$$y-0 = 0(x-0)$$

$$\Rightarrow y = 0$$



The slope of the normal at  $(0, 0)$  is  $\frac{-1}{\text{Slope of the tangent at } (0, 0)} = -\frac{1}{0}$ , which is not defined.

Therefore, the equation of the normal at  $(x_0, y_0) = (0, 0)$  is given by

$$x = x_0 = 0.$$

(v) The equation of the curve is  $x = \cos t$ ,  $y = \sin t$ .

$$x = \cos t \text{ and } y = \sin t$$

$$\therefore \frac{dx}{dt} = -\sin t, \quad \frac{dy}{dt} = \cos t$$

$$\therefore \frac{dy}{dx} = \frac{\left(\frac{dy}{dt}\right)}{\left(\frac{dx}{dt}\right)} = \frac{\cos t}{-\sin t} = -\cot t$$

$$\left. \frac{dy}{dx} \right|_{t=\frac{\pi}{4}} = -\cot t = -1$$

□ The slope of the tangent at  $t = \frac{\pi}{4}$  is  $-1$ .

When  $t = \frac{\pi}{4}$ ,  $x = \frac{1}{\sqrt{2}}$  and  $y = \frac{1}{\sqrt{2}}$ .

$t = \frac{\pi}{4}$  i.e., at  $\left[\left(\frac{1}{\sqrt{2}}, \frac{1}{\sqrt{2}}\right)\right]$  is

Thus, the equation of the tangent to the given curve at

$$y - \frac{1}{\sqrt{2}} = -1 \left( x - \frac{1}{\sqrt{2}} \right).$$

$$\Rightarrow x + y - \frac{1}{\sqrt{2}} - \frac{1}{\sqrt{2}} = 0$$

$$\Rightarrow x + y - \sqrt{2} = 0$$

The slope of the normal at  $t = \frac{\pi}{4}$  is  $\frac{-1}{\text{Slope of the tangent at } t = \frac{\pi}{4}} = 1$ .



$$t = \frac{\pi}{4} \text{ i.e., at } \left[ \left( \frac{1}{\sqrt{2}}, \frac{1}{\sqrt{2}} \right) \right] \text{ is}$$

Therefore, the equation of the normal to the given curve at

$$y - \frac{1}{\sqrt{2}} = 1 \left( x - \frac{1}{\sqrt{2}} \right).$$

$$\Rightarrow x = y$$

**Question 15:**

Find the equation of the tangent line to the curve  $y = x^2 - 2x + 7$  which is

- (a) parallel to the line  $2x - y + 9 = 0$
- (b) perpendicular to the line  $5y - 15x = 13$ .

Answer

The equation of the given curve is  $y = x^2 - 2x + 7$ .

On differentiating with respect to  $x$ , we get:

$$\frac{dy}{dx} = 2x - 2$$

(a) The equation of the line is  $2x - y + 9 = 0$ .

$$2x - y + 9 = 0 \Rightarrow y = 2x + 9$$

This is of the form  $y = mx + c$ .

□ Slope of the line = 2

If a tangent is parallel to the line  $2x - y + 9 = 0$ , then the slope of the tangent is equal to the slope of the line.

Therefore, we have:

$$2 = 2x - 2$$

$$\Rightarrow 2x = 4$$

$$\Rightarrow x = 2$$

Now,  $x = 2$

$$\Rightarrow y = 4 - 4 + 7 = 7$$

Thus, the equation of the tangent passing through  $(2, 7)$  is given by,

$$y - 7 = 2(x - 2)$$

$$\Rightarrow y - 2x - 3 = 0$$





Hence, the equation of the tangent line to the given curve (which is parallel to line  $2x - y + 9 = 0$ ) is  $y - 2x - 3 = 0$ .

(b) The equation of the line is  $5y - 15x = 13$ .

$$5y - 15x = 13 \quad \square \quad y = 3x + \frac{13}{5}$$

This is of the form  $y = mx + c$ .

□ Slope of the line = 3

If a tangent is perpendicular to the line  $5y - 15x = 13$ , then the slope of the tangent is

$$\frac{-1}{\text{slope of the line}} = \frac{-1}{3}$$

$$\Rightarrow 2x - 2 = \frac{-1}{3}$$

$$\Rightarrow 2x = \frac{-1}{3} + 2$$

$$\Rightarrow 2x = \frac{5}{3}$$

$$\Rightarrow x = \frac{5}{6}$$

$$\text{Now, } x = \frac{5}{6}$$

$$\Rightarrow y = \frac{25}{36} - \frac{10}{6} + 7 = \frac{25 - 60 + 252}{36} = \frac{217}{36}$$

Thus, the equation of the tangent passing through  $\left(\frac{5}{6}, \frac{217}{36}\right)$  is given by,

$$y - \frac{217}{36} = -\frac{1}{3}\left(x - \frac{5}{6}\right)$$

$$\Rightarrow \frac{36y - 217}{36} = \frac{-1}{18}(6x - 5)$$

$$\Rightarrow 36y - 217 = -2(6x - 5)$$

$$\Rightarrow 36y - 217 = -12x + 10$$

$$\Rightarrow 36y + 12x - 227 = 0$$



Hence, the equation of the tangent line to the given curve (which is perpendicular to line  $5y - 15x = 13$ ) is  $36y + 12x - 227 = 0$ .

**Question 16:**

Show that the tangents to the curve  $y = 7x^3 + 11$  at the points where  $x = 2$  and  $x = -2$  are parallel.

Answer

The equation of the given curve is  $y = 7x^3 + 11$ .

$$\therefore \frac{dy}{dx} = 21x^2$$

The slope of the tangent to a curve at  $(x_0, y_0)$  is  $\left. \frac{dy}{dx} \right|_{(x_0, y_0)}$ .

Therefore, the slope of the tangent at the point where  $x = 2$  is given by,

$$\left. \frac{dy}{dx} \right|_{x=2} = 21(2)^2 = 84$$

It is observed that the slopes of the tangents at the points where  $x = 2$  and  $x = -2$  are equal.

Hence, the two tangents are parallel.

**Question 17:**

Find the points on the curve  $y = x^3$  at which the slope of the tangent is equal to the  $y$ -coordinate of the point.

Answer

The equation of the given curve is  $y = x^3$ .

$$\therefore \frac{dy}{dx} = 3x^2$$

The slope of the tangent at the point  $(x, y)$  is given by,

$$\left. \frac{dy}{dx} \right|_{(x, y)} = 3x^2$$

When the slope of the tangent is equal to the  $y$ -coordinate of the point, then  $y = 3x^2$ .

Also, we have  $y = x^3$ .



$$\square 3x^2 = x^3$$

$$\square x^2 (x - 3) = 0$$

$$\square x = 0, x = 3$$

When  $x = 0$ , then  $y = 0$  and when  $x = 3$ , then  $y = 3(3)^2 = 27$ .

Hence, the required points are  $(0, 0)$  and  $(3, 27)$ .

**Question 18:**

For the curve  $y = 4x^3 - 2x^5$ , find all the points at which the tangents pass through the origin.

Answer

The equation of the given curve is  $y = 4x^3 - 2x^5$ .

$$\therefore \frac{dy}{dx} = 12x^2 - 10x^4$$

Therefore, the slope of the tangent at a point  $(x, y)$  is  $12x^2 - 10x^4$ .

The equation of the tangent at  $(x, y)$  is given by,

$$Y - y = (12x^2 - 10x^4)(X - x) \quad \dots(1)$$

When the tangent passes through the origin  $(0, 0)$ , then  $X = Y = 0$ .

Therefore, equation (1) reduces to:

$$-y = (12x^2 - 10x^4)(-x)$$

$$y = 12x^3 - 10x^5$$

Also, we have  $y = 4x^3 - 2x^5$ .

$$\therefore 12x^3 - 10x^5 = 4x^3 - 2x^5$$

$$\Rightarrow 8x^3 - 8x^5 = 0$$

$$\Rightarrow x^3 - x^5 = 0$$

$$\Rightarrow x^3(x^2 - 1) = 0$$

$$\Rightarrow x = 0, \pm 1$$

When  $x = 0$ ,  $y = 4(0)^3 - 2(0)^5 = 0$ .

When  $x = 1$ ,  $y = 4(1)^3 - 2(1)^5 = 2$ .

When  $x = -1$ ,  $y = 4(-1)^3 - 2(-1)^5 = -2$ .



Hence, the required points are (0, 0), (1, 2), and (–1, –2).

**Question 19:**

Find the points on the curve  $x^2 + y^2 - 2x - 3 = 0$  at which the tangents are parallel to the x-axis.

Answer

The equation of the given curve is  $x^2 + y^2 - 2x - 3 = 0$ .

On differentiating with respect to  $x$ , we have:

$$2x + 2y \frac{dy}{dx} - 2 = 0$$

$$\Rightarrow y \frac{dy}{dx} = 1 - x$$

$$\Rightarrow \frac{dy}{dx} = \frac{1-x}{y}$$

Now, the tangents are parallel to the x-axis if the slope of the tangent is 0.

$$\therefore \frac{1-x}{y} = 0 \Rightarrow 1-x=0 \Rightarrow x=1$$

But,  $x^2 + y^2 - 2x - 3 = 0$  for  $x = 1$ .

$$\Rightarrow y^2 = 4 \quad \square \quad y = \pm 2$$

Hence, the points at which the tangents are parallel to the x-axis are (1, 2) and (1, –2).

**Question 20:**

Find the equation of the normal at the point  $(am^2, am^3)$  for the curve  $ay^2 = x^3$ .

Answer

The equation of the given curve is  $ay^2 = x^3$ .

On differentiating with respect to  $x$ , we have:

$$2ay \frac{dy}{dx} = 3x^2$$

$$\Rightarrow \frac{dy}{dx} = \frac{3x^2}{2ay}$$



The slope of a tangent to the curve at  $(x_0, y_0)$  is  $\left. \frac{dy}{dx} \right|_{(x_0, y_0)}$ .

⇒ The slope of the tangent to the given curve at  $(am^2, am^3)$  is

$$\left. \frac{dy}{dx} \right|_{(am^2, am^3)} = \frac{3(am^2)^2}{2a(am^3)} = \frac{3a^2m^4}{2a^2m^3} = \frac{3m}{2}.$$

□ Slope of normal at  $(am^2, am^3)$

$$= \frac{-1}{\text{slope of the tangent at } (am^2, am^3)} = \frac{-2}{3m}$$

Hence, the equation of the normal at  $(am^2, am^3)$  is given by,

$$\begin{aligned} y - am^3 &= \frac{-2}{3m}(x - am^2) \\ \Rightarrow 3my - 3am^4 &= -2x + 2am^2 \\ \Rightarrow 2x + 3my - am^2(2 + 3m^2) &= 0 \end{aligned}$$

#### Question 21:

Find the equation of the normals to the curve  $y = x^3 + 2x + 6$  which are parallel to the line  $x + 14y + 4 = 0$ .

Answer

The equation of the given curve is  $y = x^3 + 2x + 6$ .

The slope of the tangent to the given curve at any point  $(x, y)$  is given by,

$$\frac{dy}{dx} = 3x^2 + 2$$

□ Slope of the normal to the given curve at any point  $(x, y)$

$$= \frac{-1}{\text{Slope of the tangent at the point } (x, y)}$$

$$= \frac{-1}{3x^2 + 2}$$

The equation of the given line is  $x + 14y + 4 = 0$ .



$$x + 14y + 4 = 0 \quad \square \quad y = -\frac{1}{14}x - \frac{4}{14} \text{ (which is of the form } y = mx + c)$$

$$\square \text{ Slope of the given line} = \frac{-1}{14}$$

If the normal is parallel to the line, then we must have the slope of the normal being equal to the slope of the line.

$$\therefore \frac{-1}{3x^2 + 2} = \frac{-1}{14}$$

$$\Rightarrow 3x^2 + 2 = 14$$

$$\Rightarrow 3x^2 = 12$$

$$\Rightarrow x^2 = 4$$

$$\Rightarrow x = \pm 2$$

$$\text{When } x = 2, y = 8 + 4 + 6 = 18.$$

$$\text{When } x = -2, y = -8 - 4 + 6 = -6.$$

Therefore, there are two normals to the given curve with slope  $\frac{-1}{14}$  and passing through the points (2, 18) and (-2, -6).

Thus, the equation of the normal through (2, 18) is given by,

$$y - 18 = \frac{-1}{14}(x - 2)$$

$$\Rightarrow 14y - 252 = -x + 2$$

$$\Rightarrow x + 14y - 254 = 0$$

And, the equation of the normal through (-2, -6) is given by,

$$y - (-6) = \frac{-1}{14}[x - (-2)]$$

$$\Rightarrow y + 6 = \frac{-1}{14}(x + 2)$$

$$\Rightarrow 14y + 84 = -x - 2$$

$$\Rightarrow x + 14y + 86 = 0$$

Hence, the equations of the normals to the given curve (which are parallel to the given line) are  $x + 14y - 254 = 0$  and  $x + 14y + 86 = 0$ .

**Question 22:**

Find the equations of the tangent and normal to the parabola  $y^2 = 4ax$  at the point  $(at^2, 2at)$ .

Answer

The equation of the given parabola is  $y^2 = 4ax$ .

On differentiating  $y^2 = 4ax$  with respect to  $x$ , we have:

$$2y \frac{dy}{dx} = 4a$$
$$\Rightarrow \frac{dy}{dx} = \frac{2a}{y}$$

□ The slope of the tangent at  $(at^2, 2at)$  is  $\left. \frac{dy}{dx} \right|_{(at^2, 2at)} = \frac{2a}{2at} = \frac{1}{t}$ .

Then, the equation of the tangent at  $(at^2, 2at)$  is given by,

$$y - 2at = \frac{1}{t}(x - at^2)$$
$$\Rightarrow ty - 2at^2 = x - at^2$$
$$\Rightarrow ty = x + at^2$$

Now, the slope of the normal at  $(at^2, 2at)$  is given by,

$$\frac{-1}{\text{Slope of the tangent at } (at^2, 2at)} = -t$$

Thus, the equation of the normal at  $(at^2, 2at)$  is given as:

$$y - 2at = -t(x - at^2)$$
$$\Rightarrow y - 2at = -tx + at^3$$
$$\Rightarrow y = -tx + 2at + at^3$$

**Question 23:**

Prove that the curves  $x = y^2$  and  $xy = k$  cut at right angles if  $8k^2 = 1$ . [**Hint:** Two curves intersect at right angle if the tangents to the curves at the point of intersection are perpendicular to each other.]



Answer

The equations of the given curves are given as  $x = y^2$  and  $xy = k$ .

Putting  $x = y^2$  in  $xy = k$ , we get:

$$y^3 = k \Rightarrow y = k^{\frac{1}{3}}$$

$$\therefore x = k^{\frac{2}{3}}$$

Thus, the point of intersection of the given curves is  $\left(k^{\frac{2}{3}}, k^{\frac{1}{3}}\right)$ .

Differentiating  $x = y^2$  with respect to  $x$ , we have:

$$1 = 2y \frac{dy}{dx} \Rightarrow \frac{dy}{dx} = \frac{1}{2y}$$

Therefore, the slope of the tangent to the curve  $x = y^2$  at  $\left(k^{\frac{2}{3}}, k^{\frac{1}{3}}\right)$  is  $\left. \frac{dy}{dx} \right|_{\left(k^{\frac{2}{3}}, k^{\frac{1}{3}}\right)} = \frac{1}{2k^{\frac{1}{3}}}$ .

On differentiating  $xy = k$  with respect to  $x$ , we have:

$$x \frac{dy}{dx} + y = 0 \Rightarrow \frac{dy}{dx} = \frac{-y}{x}$$

□ Slope of the tangent to the curve  $xy = k$  at  $\left(k^{\frac{2}{3}}, k^{\frac{1}{3}}\right)$  is given by,

$$\left. \frac{dy}{dx} \right|_{\left(k^{\frac{2}{3}}, k^{\frac{1}{3}}\right)} = \left. \frac{-y}{x} \right|_{\left(k^{\frac{2}{3}}, k^{\frac{1}{3}}\right)} = -\frac{k^{\frac{1}{3}}}{k^{\frac{2}{3}}} = \frac{-1}{k^{\frac{1}{3}}}$$

We know that two curves intersect at right angles if the tangents to the curves at the

point of intersection i.e., at  $\left(k^{\frac{2}{3}}, k^{\frac{1}{3}}\right)$  are perpendicular to each other.

This implies that we should have the product of the tangents as  $-1$ .

Thus, the given two curves cut at right angles if the product of the slopes of their

respective tangents at  $\left(k^{\frac{2}{3}}, k^{\frac{1}{3}}\right)$  is  $-1$ .





$$\text{i.e., } \left( \frac{1}{2k^{\frac{1}{3}}} \right) \left( \frac{-1}{k^{\frac{1}{3}}} \right) = -1$$

$$\Rightarrow 2k^{\frac{2}{3}} = 1$$

$$\Rightarrow \left( 2k^{\frac{2}{3}} \right)^3 = (1)^3$$

$$\Rightarrow 8k^2 = 1$$

Hence, the given two curves cut at right angles if  $8k^2 = 1$ .

**Question 24:**

Find the equations of the tangent and normal to the hyperbola  $\frac{x^2}{a^2} - \frac{y^2}{b^2} = 1$  at the point  $(x_0, y_0)$ .

Answer

Differentiating  $\frac{x^2}{a^2} - \frac{y^2}{b^2} = 1$  with respect to  $x$ , we have:

$$\frac{2x}{a^2} - \frac{2y}{b^2} \frac{dy}{dx} = 0$$

$$\Rightarrow \frac{2y}{b^2} \frac{dy}{dx} = \frac{2x}{a^2}$$

$$\Rightarrow \frac{dy}{dx} = \frac{b^2 x}{a^2 y}$$

Therefore, the slope of the tangent at  $(x_0, y_0)$  is  $\left. \frac{dy}{dx} \right|_{(x_0, y_0)} = \frac{b^2 x_0}{a^2 y_0}$ .

Then, the equation of the tangent at  $(x_0, y_0)$  is given by,



$$y - y_0 = \frac{b^2 x_0}{a^2 y_0} (x - x_0)$$

$$\Rightarrow a^2 y y_0 - a^2 y_0^2 = b^2 x x_0 - b^2 x_0^2$$

$$\Rightarrow b^2 x x_0 - a^2 y y_0 - b^2 x_0^2 + a^2 y_0^2 = 0$$

$$\Rightarrow \frac{x x_0}{a^2} - \frac{y y_0}{b^2} - \left( \frac{x_0^2}{a^2} - \frac{y_0^2}{b^2} \right) = 0 \quad \left[ \text{On dividing both sides by } a^2 b^2 \right]$$

$$\Rightarrow \frac{x x_0}{a^2} - \frac{y y_0}{b^2} - 1 = 0 \quad \left[ (x_0, y_0) \text{ lies on the hyperbola } \frac{x^2}{a^2} - \frac{y^2}{b^2} = 1 \right]$$

$$\Rightarrow \frac{x x_0}{a^2} - \frac{y y_0}{b^2} = 1$$

Now, the slope of the normal at  $(x_0, y_0)$  is given by,

$$\frac{-1}{\text{Slope of the tangent at } (x_0, y_0)} = \frac{-a^2 y_0}{b^2 x_0}$$

Hence, the equation of the normal at  $(x_0, y_0)$  is given by,

$$y - y_0 = \frac{-a^2 y_0}{b^2 x_0} (x - x_0)$$

$$\Rightarrow \frac{y - y_0}{a^2 y_0} = \frac{-(x - x_0)}{b^2 x_0}$$

$$\Rightarrow \frac{y - y_0}{a^2 y_0} + \frac{(x - x_0)}{b^2 x_0} = 0$$

#### Question 25:

Find the equation of the tangent to the curve  $y = \sqrt{3x-2}$  which is parallel to the line  $4x - 2y + 5 = 0$ .

Answer

The equation of the given curve is  $y = \sqrt{3x-2}$ .

The slope of the tangent to the given curve at any point  $(x, y)$  is given by,

$$\frac{dy}{dx} = \frac{3}{2\sqrt{3x-2}}$$



The equation of the given line is  $4x - 2y + 5 = 0$ .

$$4x - 2y + 5 = 0 \Rightarrow y = 2x + \frac{5}{2} \text{ (which is of the form } y = mx + c)$$

□ Slope of the line = 2

Now, the tangent to the given curve is parallel to the line  $4x - 2y - 5 = 0$  if the slope of the tangent is equal to the slope of the line.

$$\frac{3}{2\sqrt{3x-2}} = 2$$

$$\Rightarrow \sqrt{3x-2} = \frac{3}{4}$$

$$\Rightarrow 3x-2 = \frac{9}{16}$$

$$\Rightarrow 3x = \frac{9}{16} + 2 = \frac{41}{16}$$

$$\Rightarrow x = \frac{41}{48}$$

$$\text{When } x = \frac{41}{48}, y = \sqrt{3\left(\frac{41}{48}\right) - 2} = \sqrt{\frac{41}{16} - 2} = \sqrt{\frac{41-32}{16}} = \sqrt{\frac{9}{16}} = \frac{3}{4}.$$

□ Equation of the tangent passing through the point  $\left(\frac{41}{48}, \frac{3}{4}\right)$  is given by,

$$y - \frac{3}{4} = 2\left(x - \frac{41}{48}\right)$$

$$\Rightarrow \frac{4y-3}{4} = 2\left(\frac{48x-41}{48}\right)$$

$$\Rightarrow 4y-3 = \frac{48x-41}{6}$$

$$\Rightarrow 24y-18 = 48x-41$$

$$\Rightarrow 48x-24y = 23$$

Hence, the equation of the required tangent is  $48x - 24y = 23$ .

#### Question 26:

The slope of the normal to the curve  $y = 2x^2 + 3 \sin x$  at  $x = 0$  is



(A) 3 (B)  $\frac{1}{3}$  (C)  $-3$  (D)  $-\frac{1}{3}$

Answer

The equation of the given curve is  $y = 2x^2 + 3\sin x$ .

Slope of the tangent to the given curve at  $x = 0$  is given by,

$$\left. \frac{dy}{dx} \right]_{x=0} = 4x + 3 \cos x \Big|_{x=0} = 0 + 3 \cos 0 = 3$$

Hence, the slope of the normal to the given curve at  $x = 0$  is

$$\frac{-1}{\text{Slope of the tangent at } x = 0} = \frac{-1}{3}.$$

The correct answer is D.

**Question 27:**

The line  $y = x + 1$  is a tangent to the curve  $y^2 = 4x$  at the point

(A) (1, 2) (B) (2, 1) (C) (1, -2) (D) (-1, 2)

Answer

The equation of the given curve is  $y^2 = 4x$ .

Differentiating with respect to  $x$ , we have:

$$2y \frac{dy}{dx} = 4 \Rightarrow \frac{dy}{dx} = \frac{2}{y}$$

Therefore, the slope of the tangent to the given curve at any point  $(x, y)$  is given by,

$$\frac{dy}{dx} = \frac{2}{y}$$

The given line is  $y = x + 1$  (which is of the form  $y = mx + c$ )

□ Slope of the line = 1

The line  $y = x + 1$  is a tangent to the given curve if the slope of the line is equal to the slope of the tangent. Also, the line must intersect the curve.

Thus, we must have:



$$\frac{2}{y} = 1$$

$$\Rightarrow y = 2$$

$$\text{Now, } y = x + 1 \Rightarrow x = y - 1 \Rightarrow x = 2 - 1 = 1$$

Hence, the line  $y = x + 1$  is a tangent to the given curve at the point  $(1, 2)$ .

The correct answer is A.



## Exercise 6.4

## Question 1:

1. Using differentials, find the approximate value of each of the following up to 3 places of decimal

(i)  $\sqrt{25.3}$  (ii)  $\sqrt{49.5}$  (iii)  $\sqrt{0.6}$

(iv)  $(0.009)^{\frac{1}{3}}$  (v)  $(0.999)^{\frac{1}{10}}$  (vi)  $(15)^{\frac{1}{4}}$

(vii)  $(26)^{\frac{1}{3}}$  (viii)  $(255)^{\frac{1}{4}}$  (ix)  $(82)^{\frac{1}{4}}$

(x)  $(401)^{\frac{1}{2}}$  (xi)  $(0.0037)^{\frac{1}{2}}$  (xii)  $(26.57)^{\frac{1}{3}}$

(xiii)  $(81.5)^{\frac{1}{4}}$  (xiv)  $(3.968)^{\frac{3}{2}}$  (xv)  $(32.15)^{\frac{1}{5}}$

Answer

(i)  $\sqrt{25.3}$

Consider  $y = \sqrt{x}$ . Let  $x = 25$  and  $\Delta x = 0.3$ .

Then,

$$\Delta y = \sqrt{x + \Delta x} - \sqrt{x} = \sqrt{25.3} - \sqrt{25} = \sqrt{25.3} - 5$$

$$\Rightarrow \sqrt{25.3} = \Delta y + 5$$

Now,  $dy$  is approximately equal to  $\Delta y$  and is given by,

$$dy = \left( \frac{dy}{dx} \right) \Delta x = \frac{1}{2\sqrt{x}} (0.3) \quad \left[ \text{as } y = \sqrt{x} \right]$$

$$= \frac{1}{2\sqrt{25}} (0.3) = 0.03$$

Hence, the approximate value of  $\sqrt{25.3}$  is  $0.03 + 5 = 5.03$ .

(ii)  $\sqrt{49.5}$

Consider  $y = \sqrt{x}$ . Let  $x = 49$  and  $\Delta x = 0.5$ .

Then,



$$\Delta y = \sqrt{x + \Delta x} - \sqrt{x} = \sqrt{49.5} - \sqrt{49} = \sqrt{49.5} - 7$$

$$\Rightarrow \sqrt{49.5} = 7 + \Delta y$$

Now,  $dy$  is approximately equal to  $\Delta y$  and is given by,

$$dy = \left( \frac{dy}{dx} \right) \Delta x = \frac{1}{2\sqrt{x}} (0.5) \quad \left[ \text{as } y = \sqrt{x} \right]$$

$$= \frac{1}{2\sqrt{49}} (0.5) = \frac{1}{14} (0.5) = 0.035$$

Hence, the approximate value of  $\sqrt{49.5}$  is  $7 + 0.035 = 7.035$ .

(iii)  $\sqrt{0.6}$

Consider  $y = \sqrt{x}$ . Let  $x = 1$  and  $\Delta x = -0.4$ .

Then,

$$\Delta y = \sqrt{x + \Delta x} - \sqrt{x} = \sqrt{0.6} - 1$$

$$\Rightarrow \sqrt{0.6} = 1 + \Delta y$$

Now,  $dy$  is approximately equal to  $\Delta y$  and is given by,

$$dy = \left( \frac{dy}{dx} \right) \Delta x = \frac{1}{2\sqrt{x}} (\Delta x) \quad \left[ \text{as } y = \sqrt{x} \right]$$

$$= \frac{1}{2} (-0.4) = -0.2$$

Hence, the approximate value of  $\sqrt{0.6}$  is  $1 + (-0.2) = 1 - 0.2 = 0.8$ .

(iv)  $(0.009)^{\frac{1}{3}}$

Consider  $y = x^{\frac{1}{3}}$ . Let  $x = 0.008$  and  $\Delta x = 0.001$ .

Then,

$$\Delta y = (x + \Delta x)^{\frac{1}{3}} - (x)^{\frac{1}{3}} = (0.009)^{\frac{1}{3}} - (0.008)^{\frac{1}{3}} = (0.009)^{\frac{1}{3}} - 0.2$$

$$\Rightarrow (0.009)^{\frac{1}{3}} = 0.2 + \Delta y$$

Now,  $dy$  is approximately equal to  $\Delta y$  and is given by,



$$dy = \left( \frac{dy}{dx} \right) \Delta x = \frac{1}{3(x)^{\frac{2}{3}}} (\Delta x) \quad \left[ \text{as } y = x^{\frac{1}{3}} \right]$$
$$= \frac{1}{3 \times 0.04} (0.001) = \frac{0.001}{0.12} = 0.008$$

Hence, the approximate value of  $(0.009)^{\frac{1}{3}}$  is  $0.2 + 0.008 = 0.208$ .

(v)  $(0.999)^{\frac{1}{10}}$

Consider  $y = (x)^{\frac{1}{10}}$ . Let  $x = 1$  and  $\Delta x = -0.001$ .

Then,

$$\Delta y = (x + \Delta x)^{\frac{1}{10}} - (x)^{\frac{1}{10}} = (0.999)^{\frac{1}{10}} - 1$$
$$\Rightarrow (0.999)^{\frac{1}{10}} = 1 + \Delta y$$

Now,  $dy$  is approximately equal to  $\Delta y$  and is given by,

$$dy = \left( \frac{dy}{dx} \right) \Delta x = \frac{1}{10(x)^{\frac{9}{10}}} (\Delta x) \quad \left[ \text{as } y = (x)^{\frac{1}{10}} \right]$$
$$= \frac{1}{10} (-0.001) = -0.0001$$

Hence, the approximate value of  $(0.999)^{\frac{1}{10}}$  is  $1 + (-0.0001) = 0.9999$ .

(vi)  $(15)^{\frac{1}{4}}$

Consider  $y = x^{\frac{1}{4}}$ . Let  $x = 16$  and  $\Delta x = -1$ .

Then,

$$\Delta y = (x + \Delta x)^{\frac{1}{4}} - x^{\frac{1}{4}} = (15)^{\frac{1}{4}} - (16)^{\frac{1}{4}} = (15)^{\frac{1}{4}} - 2$$
$$\Rightarrow (15)^{\frac{1}{4}} = 2 + \Delta y$$

Now,  $dy$  is approximately equal to  $\Delta y$  and is given by,





$$dy = \left( \frac{dy}{dx} \right) \Delta x = \frac{1}{4(x)^{\frac{3}{4}}} (\Delta x) \quad \left[ \text{as } y = x^{\frac{1}{4}} \right]$$
$$= \frac{1}{4(16)^{\frac{3}{4}}} (-1) = \frac{-1}{4 \times 8} = \frac{-1}{32} = -0.03125$$

Hence, the approximate value of  $(15)^{\frac{1}{4}}$  is  $2 + (-0.03125) = 1.96875$ .

(vii)  $(26)^{\frac{1}{3}}$

Consider  $y = (x)^{\frac{1}{3}}$ . Let  $x = 27$  and  $\Delta x = -1$ .

Then,

$$\Delta y = (x + \Delta x)^{\frac{1}{3}} - (x)^{\frac{1}{3}} = (26)^{\frac{1}{3}} - (27)^{\frac{1}{3}} = (26)^{\frac{1}{3}} - 3$$
$$\Rightarrow (26)^{\frac{1}{3}} = 3 + \Delta y$$

Now,  $dy$  is approximately equal to  $\Delta y$  and is given by,

$$dy = \left( \frac{dy}{dx} \right) \Delta x = \frac{1}{3(x)^{\frac{2}{3}}} (\Delta x) \quad \left[ \text{as } y = (x)^{\frac{1}{3}} \right]$$
$$= \frac{1}{3(27)^{\frac{2}{3}}} (-1) = \frac{-1}{27} = -0.0370$$

Hence, the approximate value of  $(26)^{\frac{1}{3}}$  is  $3 + (-0.0370) = 2.9629$ .

(viii)  $(255)^{\frac{1}{4}}$

Consider  $y = (x)^{\frac{1}{4}}$ . Let  $x = 256$  and  $\Delta x = -1$ .

Then,

$$\Delta y = (x + \Delta x)^{\frac{1}{4}} - (x)^{\frac{1}{4}} = (255)^{\frac{1}{4}} - (256)^{\frac{1}{4}} = (255)^{\frac{1}{4}} - 4$$
$$\Rightarrow (255)^{\frac{1}{4}} = 4 + \Delta y$$

Now,  $dy$  is approximately equal to  $\Delta y$  and is given by,



$$dy = \left( \frac{dy}{dx} \right) \Delta x = \frac{1}{4(x)^{\frac{3}{4}}} (\Delta x) \quad \left[ \text{as } y = x^{\frac{1}{4}} \right]$$
$$= \frac{1}{4(256)^{\frac{3}{4}}} (-1) = \frac{-1}{4 \times 4^3} = -0.0039$$

Hence, the approximate value of  $(255)^{\frac{1}{4}}$  is  $4 + (-0.0039) = 3.9961$ .

(ix)  $(82)^{\frac{1}{4}}$

Consider  $y = x^{\frac{1}{4}}$ . Let  $x = 81$  and  $\Delta x = 1$ .

Then,

$$\Delta y = (x + \Delta x)^{\frac{1}{4}} - (x)^{\frac{1}{4}} = (82)^{\frac{1}{4}} - (81)^{\frac{1}{4}} = (82)^{\frac{1}{4}} - 3$$
$$\Rightarrow (82)^{\frac{1}{4}} = \Delta y + 3$$

Now,  $dy$  is approximately equal to  $\Delta y$  and is given by,

$$dy = \left( \frac{dy}{dx} \right) \Delta x = \frac{1}{4(x)^{\frac{3}{4}}} (\Delta x) \quad \left[ \text{as } y = x^{\frac{1}{4}} \right]$$
$$= \frac{1}{4(81)^{\frac{3}{4}}} (1) = \frac{1}{4(3)^3} = \frac{1}{108} = 0.009$$

Hence, the approximate value of  $(82)^{\frac{1}{4}}$  is  $3 + 0.009 = 3.009$ .

(x)  $(401)^{\frac{1}{2}}$

Consider  $y = x^{\frac{1}{2}}$ . Let  $x = 400$  and  $\Delta x = 1$ .

Then,

$$\Delta y = \sqrt{x + \Delta x} - \sqrt{x} = \sqrt{401} - \sqrt{400} = \sqrt{401} - 20$$
$$\Rightarrow \sqrt{401} = 20 + \Delta y$$

Now,  $dy$  is approximately equal to  $\Delta y$  and is given by,



$$\begin{aligned} dy &= \left( \frac{dy}{dx} \right) \Delta x = \frac{1}{2\sqrt{x}} (\Delta x) && \left[ \text{as } y = x^{\frac{1}{2}} \right] \\ &= \frac{1}{2 \times 20} (1) = \frac{1}{40} = 0.025 \end{aligned}$$

Hence, the approximate value of  $\sqrt{401}$  is  $20 + 0.025 = 20.025$ .

(xi)  $(0.0037)^{\frac{1}{2}}$

Consider  $y = x^{\frac{1}{2}}$ . Let  $x = 0.0036$  and  $\Delta x = 0.0001$ .

Then,

$$\begin{aligned} \Delta y &= (x + \Delta x)^{\frac{1}{2}} - (x)^{\frac{1}{2}} = (0.0037)^{\frac{1}{2}} - (0.0036)^{\frac{1}{2}} = (0.0037)^{\frac{1}{2}} - 0.06 \\ \Rightarrow (0.0037)^{\frac{1}{2}} &= 0.06 + \Delta y \end{aligned}$$

Now,  $dy$  is approximately equal to  $\Delta y$  and is given by,

$$\begin{aligned} dy &= \left( \frac{dy}{dx} \right) \Delta x = \frac{1}{2\sqrt{x}} (\Delta x) && \left[ \text{as } y = x^{\frac{1}{2}} \right] \\ &= \frac{1}{2 \times 0.06} (0.0001) \\ &= \frac{0.0001}{0.12} = 0.00083 \end{aligned}$$

Thus, the approximate value of  $(0.0037)^{\frac{1}{2}}$  is  $0.06 + 0.00083 = 0.06083$ .

(xii)  $(26.57)^{\frac{1}{3}}$

Consider  $y = x^{\frac{1}{3}}$ . Let  $x = 27$  and  $\Delta x = -0.43$ .

Then,

$$\begin{aligned} \Delta y &= (x + \Delta x)^{\frac{1}{3}} - x^{\frac{1}{3}} = (26.57)^{\frac{1}{3}} - (27)^{\frac{1}{3}} = (26.57)^{\frac{1}{3}} - 3 \\ \Rightarrow (26.57)^{\frac{1}{3}} &= 3 + \Delta y \end{aligned}$$

Now,  $dy$  is approximately equal to  $\Delta y$  and is given by,



$$\begin{aligned} dy &= \left( \frac{dy}{dx} \right) \Delta x = \frac{1}{3(x)^{\frac{2}{3}}} (\Delta x) && \left[ \text{as } y = x^{\frac{1}{3}} \right] \\ &= \frac{1}{3(9)} (-0.43) \\ &= \frac{-0.43}{27} = -0.015 \end{aligned}$$

Hence, the approximate value of  $(26.57)^{\frac{1}{3}}$  is  $3 + (-0.015) = 2.984$ .

(xiii)  $(81.5)^{\frac{1}{4}}$

Consider  $y = x^{\frac{1}{4}}$ . Let  $x = 81$  and  $\Delta x = 0.5$ .

Then,

$$\Delta y = (x + \Delta x)^{\frac{1}{4}} - (x)^{\frac{1}{4}} = (81.5)^{\frac{1}{4}} - (81)^{\frac{1}{4}} = (81.5)^{\frac{1}{4}} - 3$$

$$\Rightarrow (81.5)^{\frac{1}{4}} = 3 + \Delta y$$

Now,  $dy$  is approximately equal to  $\Delta y$  and is given by,

$$\begin{aligned} dy &= \left( \frac{dy}{dx} \right) \Delta x = \frac{1}{4(x)^{\frac{3}{4}}} (\Delta x) && \left[ \text{as } y = x^{\frac{1}{4}} \right] \\ &= \frac{1}{4(3)^3} (0.5) = \frac{0.5}{108} = 0.0046 \end{aligned}$$

Hence, the approximate value of  $(81.5)^{\frac{1}{4}}$  is  $3 + 0.0046 = 3.0046$ .

(xiv)  $(3.968)^{\frac{3}{2}}$

Consider  $y = x^{\frac{3}{2}}$ . Let  $x = 4$  and  $\Delta x = -0.032$ .

Then,

$$\Delta y = (x + \Delta x)^{\frac{3}{2}} - x^{\frac{3}{2}} = (3.968)^{\frac{3}{2}} - (4)^{\frac{3}{2}} = (3.968)^{\frac{3}{2}} - 8$$

$$\Rightarrow (3.968)^{\frac{3}{2}} = 8 + \Delta y$$



Now,  $dy$  is approximately equal to  $\Delta y$  and is given by,

$$\begin{aligned} dy &= \left( \frac{dy}{dx} \right) \Delta x = \frac{3}{2}(x)^{\frac{1}{2}} (\Delta x) && \left[ \text{as } y = x^{\frac{3}{2}} \right] \\ &= \frac{3}{2}(2)(-0.032) \\ &= -0.096 \end{aligned}$$

Hence, the approximate value of  $(3.968)^{\frac{3}{2}}$  is  $8 + (-0.096) = 7.904$ .

(xv)  $(32.15)^{\frac{1}{5}}$

Consider  $y = x^{\frac{1}{5}}$ . Let  $x = 32$  and  $\Delta x = 0.15$ .

Then,

$$\begin{aligned} \Delta y &= (x + \Delta x)^{\frac{1}{5}} - x^{\frac{1}{5}} = (32.15)^{\frac{1}{5}} - (32)^{\frac{1}{5}} = (32.15)^{\frac{1}{5}} - 2 \\ \Rightarrow (32.15)^{\frac{1}{5}} &= 2 + \Delta y \end{aligned}$$

Now,  $dy$  is approximately equal to  $\Delta y$  and is given by,

$$\begin{aligned} dy &= \left( \frac{dy}{dx} \right) \Delta x = \frac{1}{5(x)^{\frac{4}{5}}} \cdot (\Delta x) && \left[ \text{as } y = x^{\frac{1}{5}} \right] \\ &= \frac{1}{5 \times (2)^4} (0.15) \\ &= \frac{0.15}{80} = 0.00187 \end{aligned}$$

Hence, the approximate value of  $(32.15)^{\frac{1}{5}}$  is  $2 + 0.00187 = 2.00187$ .

### Question 2:

Find the approximate value of  $f(2.01)$ , where  $f(x) = 4x^2 + 5x + 2$

Answer

Let  $x = 2$  and  $\Delta x = 0.01$ . Then, we have:

$$f(2.01) = f(x + \Delta x) = 4(x + \Delta x)^2 + 5(x + \Delta x) + 2$$

$$\text{Now, } \Delta y = f(x + \Delta x) - f(x)$$



$$\square f(x + \Delta x) = f(x) + \Delta y$$

$$\approx f(x) + f'(x) \cdot \Delta x \quad (\text{as } dx = \Delta x)$$

$$\begin{aligned} \Rightarrow f(2.01) &\approx (4x^2 + 5x + 2) + (8x + 5)\Delta x \\ &= [4(2)^2 + 5(2) + 2] + [8(2) + 5](0.01) \quad [\text{as } x = 2, \Delta x = 0.01] \\ &= (16 + 10 + 2) + (16 + 5)(0.01) \\ &= 28 + (21)(0.01) \\ &= 28 + 0.21 \\ &= 28.21 \end{aligned}$$

Hence, the approximate value of  $f(2.01)$  is 28.21.

### Question 3:

Find the approximate value of  $f(5.001)$ , where  $f(x) = x^3 - 7x^2 + 15$ .

Answer

Let  $x = 5$  and  $\Delta x = 0.001$ . Then, we have:

$$f(5.001) = f(x + \Delta x) = (x + \Delta x)^3 - 7(x + \Delta x)^2 + 15$$

$$\text{Now, } \Delta y = f(x + \Delta x) - f(x)$$

$$\therefore f(x + \Delta x) = f(x) + \Delta y$$

$$\approx f(x) + f'(x) \cdot \Delta x \quad (\text{as } dx = \Delta x)$$

$$\begin{aligned} \Rightarrow f(5.001) &\approx (x^3 - 7x^2 + 15) + (3x^2 - 14x)\Delta x \\ &= [(5)^3 - 7(5)^2 + 15] + [3(5)^2 - 14(5)](0.001) \quad [x = 5, \Delta x = 0.001] \\ &= (125 - 175 + 15) + (75 - 70)(0.001) \\ &= -35 + (5)(0.001) \\ &= -35 + 0.005 \\ &= -34.995 \end{aligned}$$

Hence, the approximate value of  $f(5.001)$  is  $-34.995$ .

### Question 4:

Find the approximate change in the volume  $V$  of a cube of side  $x$  metres caused by increasing side by 1%.



Answer

The volume of a cube ( $V$ ) of side  $x$  is given by  $V = x^3$ .

$$\begin{aligned}\therefore dV &= \left( \frac{dV}{dx} \right) \Delta x \\ &= (3x^2) \Delta x \\ &= (3x^2)(0.01x) \quad [\text{as } 1\% \text{ of } x \text{ is } 0.01x] \\ &= 0.03x^3\end{aligned}$$

Hence, the approximate change in the volume of the cube is  $0.03x^3 \text{ m}^3$ .

**Question 5:**

Find the approximate change in the surface area of a cube of side  $x$  metres caused by decreasing the side by 1%

Answer

The surface area of a cube ( $S$ ) of side  $x$  is given by  $S = 6x^2$ .

$$\begin{aligned}\therefore \frac{dS}{dx} &= \left( \frac{dS}{dx} \right) \Delta x \\ &= (12x) \Delta x \\ &= (12x)(0.01x) \quad [\text{as } 1\% \text{ of } x \text{ is } 0.01x] \\ &= 0.12x^2\end{aligned}$$

Hence, the approximate change in the surface area of the cube is  $0.12x^2 \text{ m}^2$ .

**Question 6:**

If the radius of a sphere is measured as 7 m with an error of 0.02m, then find the approximate error in calculating its volume.

Answer

Let  $r$  be the radius of the sphere and  $\Delta r$  be the error in measuring the radius.

Then,

$$r = 7 \text{ m and } \Delta r = 0.02 \text{ m}$$

Now, the volume  $V$  of the sphere is given by,



$$\begin{aligned}V &= \frac{4}{3}\pi r^3 \\ \therefore \frac{dV}{dr} &= 4\pi r^2 \\ \therefore dV &= \left(\frac{dV}{dr}\right)\Delta r \\ &= (4\pi r^2)\Delta r \\ &= 4\pi(7)^2(0.02) \text{ m}^3 = 3.92\pi \text{ m}^3\end{aligned}$$

Hence, the approximate error in calculating the volume is  $3.92\pi \text{ m}^3$ .

**Question 7:**

If the radius of a sphere is measured as 9 m with an error of 0.03 m, then find the approximate error in calculating in surface area.

Answer

Let  $r$  be the radius of the sphere and  $\Delta r$  be the error in measuring the radius.

Then,

$$r = 9 \text{ m and } \Delta r = 0.03 \text{ m}$$

Now, the surface area of the sphere ( $S$ ) is given by,

$$S = 4\pi r^2$$

$$\therefore \frac{dS}{dr} = 8\pi r$$

$$\begin{aligned}\therefore dS &= \left(\frac{dS}{dr}\right)\Delta r \\ &= (8\pi r)\Delta r \\ &= 8\pi(9)(0.03) \text{ m}^2 \\ &= 2.16\pi \text{ m}^2\end{aligned}$$

Hence, the approximate error in calculating the surface area is  $2.16\pi \text{ m}^2$ .

**Question 8:**

If  $f(x) = 3x^2 + 15x + 5$ , then the approximate value of  $f(3.02)$  is

**A.** 47.66 **B.** 57.66 **C.** 67.66 **D.** 77.66

Answer





Let  $x = 3$  and  $\Delta x = 0.02$ . Then, we have:

$$f(3.02) = f(x + \Delta x) = 3(x + \Delta x)^2 + 15(x + \Delta x) + 5$$

$$\text{Now, } \Delta y = f(x + \Delta x) - f(x)$$

$$\Rightarrow f(x + \Delta x) = f(x) + \Delta y$$

$$\approx f(x) + f'(x)\Delta x \quad (\text{As } dx = \Delta x)$$

$$\Rightarrow f(3.02) \approx (3x^2 + 15x + 5) + (6x + 15)\Delta x$$

$$= [3(3)^2 + 15(3) + 5] + [6(3) + 15](0.02) \quad [\text{As } x = 3, \Delta x = 0.02]$$

$$= (27 + 45 + 5) + (18 + 15)(0.02)$$

$$= 77 + (33)(0.02)$$

$$= 77 + 0.66$$

$$= 77.66$$

Hence, the approximate value of  $f(3.02)$  is 77.66.

The correct answer is D.

#### Question 9:

The approximate change in the volume of a cube of side  $x$  metres caused by increasing the side by 3% is

**A.**  $0.06 x^3 \text{ m}^3$  **B.**  $0.6 x^3 \text{ m}^3$  **C.**  $0.09 x^3 \text{ m}^3$  **D.**  $0.9 x^3 \text{ m}^3$

Answer

The volume of a cube ( $V$ ) of side  $x$  is given by  $V = x^3$ .

$$\therefore dV = \left( \frac{dV}{dx} \right) \Delta x$$

$$= (3x^2) \Delta x$$

$$= (3x^2)(0.03x) \quad [\text{As } 3\% \text{ of } x \text{ is } 0.03x]$$

$$= 0.09x^3 \text{ m}^3$$

Hence, the approximate change in the volume of the cube is  $0.09x^3 \text{ m}^3$ .

The correct answer is C.



## Exercise 6.5

## Question 1:

Find the maximum and minimum values, if any, of the following functions given by

(i)  $f(x) = (2x - 1)^2 + 3$  (ii)  $f(x) = 9x^2 + 12x + 2$

(iii)  $f(x) = -(x - 1)^2 + 10$  (iv)  $g(x) = x^3 + 1$

Answer

(i) The given function is  $f(x) = (2x - 1)^2 + 3$ .

It can be observed that  $(2x - 1)^2 \geq 0$  for every  $x \in \mathbf{R}$ .

Therefore,  $f(x) = (2x - 1)^2 + 3 \geq 3$  for every  $x \in \mathbf{R}$ .

The minimum value of  $f$  is attained when  $2x - 1 = 0$ .

$$2x - 1 = 0 \quad \square \quad x = \frac{1}{2}$$

$$\square \text{ Minimum value of } f = f\left(\frac{1}{2}\right) = \left(2 \cdot \frac{1}{2} - 1\right)^2 + 3 = 3$$

Hence, function  $f$  does not have a maximum value.

(ii) The given function is  $f(x) = 9x^2 + 12x + 2 = (3x + 2)^2 - 2$ .

It can be observed that  $(3x + 2)^2 \geq 0$  for every  $x \in \mathbf{R}$ .

Therefore,  $f(x) = (3x + 2)^2 - 2 \geq -2$  for every  $x \in \mathbf{R}$ .

The minimum value of  $f$  is attained when  $3x + 2 = 0$ .

$$3x + 2 = 0 \quad \square \quad x = \frac{-2}{3}$$

$$\square \text{ Minimum value of } f = f\left(\frac{-2}{3}\right) = \left(3\left(\frac{-2}{3}\right) + 2\right)^2 - 2 = -2$$

Hence, function  $f$  does not have a maximum value.

(iii) The given function is  $f(x) = -(x - 1)^2 + 10$ .

It can be observed that  $(x - 1)^2 \geq 0$  for every  $x \in \mathbf{R}$ .

Therefore,  $f(x) = -(x - 1)^2 + 10 \leq 10$  for every  $x \in \mathbf{R}$ .

The maximum value of  $f$  is attained when  $(x - 1) = 0$ .

$$(x - 1) = 0 \quad \square \quad x = 1$$

$$\square \text{ Maximum value of } f = f(1) = -(1 - 1)^2 + 10 = 10$$



Hence, function  $f$  does not have a minimum value.

(iv) The given function is  $g(x) = x^3 + 1$ .

Hence, function  $g$  neither has a maximum value nor a minimum value.

### Question 2:

Find the maximum and minimum values, if any, of the following functions given by

(i)  $f(x) = |x + 2| - 1$  (ii)  $g(x) = -|x + 1| + 3$

(iii)  $h(x) = \sin(2x) + 5$  (iv)  $f(x) = |\sin 4x + 3|$

(v)  $h(x) = x + 4, x \in (-1, 1)$

Answer

$$(i) f(x) = |x+2|-1$$

We know that  $|x+2| \geq 0$  for every  $x \in \mathbf{R}$ .

Therefore,  $f(x) = |x+2|-1 \geq -1$  for every  $x \in \mathbf{R}$ .

The minimum value of  $f$  is attained when  $|x+2| = 0$ .

$$|x+2| = 0$$

$$\Rightarrow x = -2$$

$$\square \text{Minimum value of } f = f(-2) = |-2+2|-1 = -1$$

Hence, function  $f$  does not have a maximum value.

$$(ii) g(x) = -|x+1|+3$$

We know that  $-|x+1| \leq 0$  for every  $x \in \mathbf{R}$ .

Therefore,  $g(x) = -|x+1|+3 \leq 3$  for every  $x \in \mathbf{R}$ .

The maximum value of  $g$  is attained when  $|x+1| = 0$ .

$$|x+1| = 0$$

$$\Rightarrow x = -1$$

$$\square \text{Maximum value of } g = g(-1) = -|-1+1|+3 = 3$$

Hence, function  $g$  does not have a minimum value.



(iii)  $h(x) = \sin 2x + 5$

We know that  $-1 \leq \sin 2x \leq 1$ .

$$\square -1 + 5 \leq \sin 2x + 5 \leq 1 + 5$$

$$\square 4 \leq \sin 2x + 5 \leq 6$$

Hence, the maximum and minimum values of  $h$  are 6 and 4 respectively.

(iv)  $f(x) = |\sin 4x + 3|$

We know that  $-1 \leq \sin 4x \leq 1$ .

$$\square 2 \leq \sin 4x + 3 \leq 4$$

$$\square 2 \leq |\sin 4x + 3| \leq 4$$

Hence, the maximum and minimum values of  $f$  are 4 and 2 respectively.

(v)  $h(x) = x + 1, x \in (-1, 1)$

Here, if a point  $x_0$  is closest to  $-1$ , then we find  $\frac{x_0}{2} + 1 < x_0 + 1$  for all  $x_0 \in (-1, 1)$ .

Also, if  $x_1$  is closest to  $1$ , then  $x_1 + 1 < \frac{x_1 + 1}{2} + 1$  for all  $x_1 \in (-1, 1)$ .

Hence, function  $h(x)$  has neither maximum nor minimum value in  $(-1, 1)$ .

### Question 3:

Find the local maxima and local minima, if any, of the following functions. Find also the local maximum and the local minimum values, as the case may be:

(i).  $f(x) = x^2$  (ii).  $g(x) = x^3 - 3x$

(iii).  $h(x) = \sin x + \cos x, 0 < x < \frac{\pi}{2}$  (iv).  $f(x) = \sin x - \cos x, 0 < x < 2\pi$

(v).  $f(x) = x^3 - 6x^2 + 9x + 15$

(vi).  $g(x) = \frac{x}{2} + \frac{2}{x}, x > 0$

(vii).  $g(x) = \frac{1}{x^2 + 2}$

(viii).  $f(x) = x\sqrt{1-x}, x > 0$

Answer



$$(i) f(x) = x^2$$

$$\therefore f'(x) = 2x$$

Now,

$$f'(x) = 0 \Rightarrow x = 0$$

Thus,  $x = 0$  is the only critical point which could possibly be the point of local maxima or local minima of  $f$ .

We have  $f''(0) = 2$ , which is positive.

Therefore, by second derivative test,  $x = 0$  is a point of local minima and local minimum value of  $f$  at  $x = 0$  is  $f(0) = 0$ .

$$(ii) g(x) = x^3 - 3x$$

$$\therefore g'(x) = 3x^2 - 3$$

Now,

$$g'(x) = 0 \Rightarrow 3x^2 = 3 \Rightarrow x = \pm 1$$

$$g'(x) = 6x$$

$$g'(1) = 6 > 0$$

$$g'(-1) = -6 < 0$$

By second derivative test,  $x = 1$  is a point of local minima and local minimum value of  $g$  at  $x = 1$  is  $g(1) = 1^3 - 3 = 1 - 3 = -2$ . However,

$x = -1$  is a point of local maxima and local maximum value of  $g$  at

$x = -1$  is  $g(-1) = (-1)^3 - 3(-1) = -1 + 3 = 2$ .

$$(iii) h(x) = \sin x + \cos x, 0 < x < \frac{\pi}{2}$$

$$\therefore h'(x) = \cos x - \sin x$$

$$h'(x) = 0 \Rightarrow \sin x = \cos x \Rightarrow \tan x = 1 \Rightarrow x = \frac{\pi}{4} \in \left(0, \frac{\pi}{2}\right)$$

$$h''(x) = -\sin x - \cos x = -(\sin x + \cos x)$$

$$h''\left(\frac{\pi}{4}\right) = -\left(\frac{1}{\sqrt{2}} + \frac{1}{\sqrt{2}}\right) = -\frac{2}{\sqrt{2}} = -\sqrt{2} < 0$$



Therefore, by second derivative test,  $x = \frac{\pi}{4}$  is a point of local maxima and the local

maximum value of  $h$  at  $x = \frac{\pi}{4}$  is  $h\left(\frac{\pi}{4}\right) = \sin \frac{\pi}{4} + \cos \frac{\pi}{4} = \frac{1}{\sqrt{2}} + \frac{1}{\sqrt{2}} = \sqrt{2}$ .

(iv)  $f(x) = \sin x - \cos x$ ,  $0 < x < 2\pi$

$$\therefore f'(x) = \cos x + \sin x$$

$$f'(x) = 0 \Rightarrow \cos x = -\sin x \Rightarrow \tan x = -1 \Rightarrow x = \frac{3\pi}{4}, \frac{7\pi}{4} \in (0, 2\pi)$$

$$f''(x) = -\sin x + \cos x$$

$$f''\left(\frac{3\pi}{4}\right) = -\sin \frac{3\pi}{4} + \cos \frac{3\pi}{4} = -\frac{1}{\sqrt{2}} - \frac{1}{\sqrt{2}} = -\sqrt{2} < 0$$

$$f''\left(\frac{7\pi}{4}\right) = -\sin \frac{7\pi}{4} + \cos \frac{7\pi}{4} = \frac{1}{\sqrt{2}} + \frac{1}{\sqrt{2}} = \sqrt{2} > 0$$

Therefore, by second derivative test,  $x = \frac{3\pi}{4}$  is a point of local maxima and the local

maximum value of  $f$  at  $x = \frac{3\pi}{4}$  is

$f\left(\frac{3\pi}{4}\right) = \sin \frac{3\pi}{4} - \cos \frac{3\pi}{4} = \frac{1}{\sqrt{2}} + \frac{1}{\sqrt{2}} = \sqrt{2}$ . However,  $x = \frac{7\pi}{4}$  is a point of local minima and

the local minimum value of  $f$  at  $x = \frac{7\pi}{4}$  is  $f\left(\frac{7\pi}{4}\right) = \sin \frac{7\pi}{4} - \cos \frac{7\pi}{4} = -\frac{1}{\sqrt{2}} - \frac{1}{\sqrt{2}} = -\sqrt{2}$ .

(v)  $f(x) = x^3 - 6x^2 + 9x + 15$

$$\therefore f'(x) = 3x^2 - 12x + 9$$

$$f'(x) = 0 \Rightarrow 3(x^2 - 4x + 3) = 0$$

$$\Rightarrow 3(x-1)(x-3) = 0$$

$$\Rightarrow x = 1, 3$$

Now,  $f''$

$$f''(x) = 6x - 12 = 6(x-2)$$

$$f''(1) = 6(1-2) = -6 < 0$$

$$f''(3) = 6(3-2) = 6 > 0$$



Therefore, by second derivative test,  $x = 1$  is a point of local maxima and the local maximum value of  $f$  at  $x = 1$  is  $f(1) = 1 - 6 + 9 + 15 = 19$ . However,  $x = 3$  is a point of local minima and the local minimum value of  $f$  at  $x = 3$  is  $f(3) = 27 - 54 + 27 + 15 = 15$ .

$$(vi) \quad g(x) = \frac{x}{2} + \frac{2}{x}, x > 0$$

$$\therefore g'(x) = \frac{1}{2} - \frac{2}{x^2}$$

Now,

$$g'(x) = 0 \text{ gives } \frac{2}{x^2} = \frac{1}{2} \Rightarrow x^2 = 4 \Rightarrow x = \pm 2$$

Since  $x > 0$ , we take  $x = 2$ .

Now,

$$g''(x) = \frac{4}{x^3}$$

$$g''(2) = \frac{4}{2^3} = \frac{1}{2} > 0$$

Therefore, by second derivative test,  $x = 2$  is a point of local minima and the local

minimum value of  $g$  at  $x = 2$  is  $g(2) = \frac{2}{2} + \frac{2}{2} = 1 + 1 = 2$ .

$$(vii) \quad g(x) = \frac{1}{x^2 + 2}$$

$$\therefore g'(x) = \frac{-(2x)}{(x^2 + 2)^2}$$

$$g'(x) = 0 \Rightarrow \frac{-2x}{(x^2 + 2)^2} = 0 \Rightarrow x = 0$$

Now, for values close to  $x = 0$  and to the left of 0,  $g'(x) > 0$ . Also, for values close to  $x =$

0 and to the right of 0,  $g'(x) < 0$ .



Therefore, by first derivative test,  $x = 0$  is a point of local maxima and the local

maximum value of  $g(0)$  is  $\frac{1}{0+2} = \frac{1}{2}$ .

$$(viii) f(x) = x\sqrt{1-x}, x > 0$$

$$\begin{aligned}\therefore f'(x) &= \sqrt{1-x} + x \cdot \frac{1}{2\sqrt{1-x}}(-1) = \sqrt{1-x} - \frac{x}{2\sqrt{1-x}} \\ &= \frac{2(1-x) - x}{2\sqrt{1-x}} = \frac{2-3x}{2\sqrt{1-x}}\end{aligned}$$

$$f'(x) = 0 \Rightarrow \frac{2-3x}{2\sqrt{1-x}} = 0 \Rightarrow 2-3x = 0 \Rightarrow x = \frac{2}{3}$$

$$\begin{aligned}f''(x) &= \frac{1}{2} \left[ \frac{\sqrt{1-x}(-3) - (2-3x)\left(\frac{-1}{2\sqrt{1-x}}\right)}{1-x} \right] \\ &= \frac{\sqrt{1-x}(-3) + (2-3x)\left(\frac{1}{2\sqrt{1-x}}\right)}{2(1-x)} \\ &= \frac{-6(1-x) + (2-3x)}{4(1-x)^{\frac{3}{2}}} \\ &= \frac{3x-4}{4(1-x)^{\frac{3}{2}}}\end{aligned}$$

$$f''\left(\frac{2}{3}\right) = \frac{3\left(\frac{2}{3}\right) - 4}{4\left(1 - \frac{2}{3}\right)^{\frac{3}{2}}} = \frac{2-4}{4\left(\frac{1}{3}\right)^{\frac{3}{2}}} = \frac{-1}{2\left(\frac{1}{3}\right)^{\frac{3}{2}}} < 0$$

Therefore, by second derivative test,  $x = \frac{2}{3}$  is a point of local maxima and the local

maximum value of  $f$  at  $x = \frac{2}{3}$  is





$$f\left(\frac{2}{3}\right) = \frac{2}{3} \sqrt{1 - \frac{2}{3}} = \frac{2}{3} \sqrt{\frac{1}{3}} = \frac{2}{3\sqrt{3}} = \frac{2\sqrt{3}}{9}.$$

**Question 4:**

Prove that the following functions do not have maxima or minima:

(i)  $f(x) = e^x$  (ii)  $g(x) = \log x$

(iii)  $h(x) = x^3 + x^2 + x + 1$

Answer

i. We have,

$$f(x) = e^x$$

$$\therefore f'(x) = e^x$$

Now, if  $f'(x) = 0$ , then  $e^x = 0$ . But, the exponential function can never assume 0 for any value of  $x$ .

Therefore, there does not exist  $c \in \mathbf{R}$  such that  $f'(c) = 0$ .

Hence, function  $f$  does not have maxima or minima.

ii. We have,

$$g(x) = \log x$$

$$\therefore g'(x) = \frac{1}{x}$$

Since  $\log x$  is defined for a positive number  $x$ ,  $g'(x) > 0$  for any  $x$ .

Therefore, there does not exist  $c \in \mathbf{R}$  such that  $g'(c) = 0$ .

Hence, function  $g$  does not have maxima or minima.

iii. We have,

$$h(x) = x^3 + x^2 + x + 1$$

$$\therefore h'(x) = 3x^2 + 2x + 1$$

Now,

$$h'(x) = 0 \iff 3x^2 + 2x + 1 = 0 \iff x = \frac{-2 \pm 2\sqrt{2}i}{6} = \frac{-1 \pm \sqrt{2}i}{3} \notin \mathbf{R}$$



Therefore, there does not exist  $c \in \mathbf{R}$  such that  $h'(c) = 0$ .

Hence, function  $h$  does not have maxima or minima.

**Question 5:**

Find the absolute maximum value and the absolute minimum value of the following functions in the given intervals:

(i)  $f(x) = x^3, x \in [-2, 2]$  (ii)  $f(x) = \sin x + \cos x, x \in [0, \pi]$

(iii)  $f(x) = 4x - \frac{1}{2}x^2, x \in \left[-2, \frac{9}{2}\right]$

(iv)  $f(x) = (x-1)^2 + 3, x \in [-3, 1]$

Answer

(i) The given function is  $f(x) = x^3$ .

$$\therefore f'(x) = 3x^2$$

Now,

$$f'(x) = 0 \Rightarrow x = 0$$

Then, we evaluate the value of  $f$  at critical point  $x = 0$  and at end points of the interval  $[-2, 2]$ .

$$f(0) = 0$$

$$f(-2) = (-2)^3 = -8$$

$$f(2) = (2)^3 = 8$$

Hence, we can conclude that the absolute maximum value of  $f$  on  $[-2, 2]$  is 8 occurring at  $x = 2$ . Also, the absolute minimum value of  $f$  on  $[-2, 2]$  is  $-8$  occurring at  $x = -2$ .

(ii) The given function is  $f(x) = \sin x + \cos x$ .

$$\therefore f'(x) = \cos x - \sin x$$

Now,

$$f'(x) = 0 \Rightarrow \sin x = \cos x \Rightarrow \tan x = 1 \Rightarrow x = \frac{\pi}{4}$$

Then, we evaluate the value of  $f$  at critical point  $x = \frac{\pi}{4}$  and at the end points of the interval  $[0, \pi]$ .



$$f\left(\frac{\pi}{4}\right) = \sin \frac{\pi}{4} + \cos \frac{\pi}{4} = \frac{1}{\sqrt{2}} + \frac{1}{\sqrt{2}} = \frac{2}{\sqrt{2}} = \sqrt{2}$$

$$f(0) = \sin 0 + \cos 0 = 0 + 1 = 1$$

$$f(\pi) = \sin \pi + \cos \pi = 0 - 1 = -1$$

Hence, we can conclude that the absolute maximum value of  $f$  on  $[0, \pi]$  is  $\sqrt{2}$  occurring

at  $x = \frac{\pi}{4}$  and the absolute minimum value of  $f$  on  $[0, \pi]$  is  $-1$  occurring at  $x = \pi$ .

(iii) The given function is  $f(x) = 4x - \frac{1}{2}x^2$ .

$$\therefore f'(x) = 4 - \frac{1}{2}(2x) = 4 - x$$

Now,

$$f'(x) = 0 \Rightarrow x = 4$$

Then, we evaluate the value of  $f$  at critical point  $x = 4$  and at the end points of the

interval  $\left[-2, \frac{9}{2}\right]$ .

$$f(4) = 16 - \frac{1}{2}(16) = 16 - 8 = 8$$

$$f(-2) = -8 - \frac{1}{2}(4) = -8 - 2 = -10$$

$$f\left(\frac{9}{2}\right) = 4\left(\frac{9}{2}\right) - \frac{1}{2}\left(\frac{9}{2}\right)^2 = 18 - \frac{81}{8} = 18 - 10.125 = 7.875$$

Hence, we can conclude that the absolute maximum value of  $f$  on  $\left[-2, \frac{9}{2}\right]$  is 8 occurring

at  $x = 4$  and the absolute minimum value of  $f$  on  $\left[-2, \frac{9}{2}\right]$  is  $-10$  occurring at  $x = -2$ .

(iv) The given function is  $f(x) = (x-1)^2 + 3$ .

$$\therefore f'(x) = 2(x-1)$$

Now,



$$f'(x) = 0 \Rightarrow 2(x - 1) = 0 \Rightarrow x = 1$$

Then, we evaluate the value of  $f$  at critical point  $x = 1$  and at the end points of the interval  $[-3, 1]$ .

$$f(1) = (1-1)^2 + 3 = 0 + 3 = 3$$

$$f(-3) = (-3-1)^2 + 3 = 16 + 3 = 19$$

Hence, we can conclude that the absolute maximum value of  $f$  on  $[-3, 1]$  is 19 occurring at  $x = -3$  and the minimum value of  $f$  on  $[-3, 1]$  is 3 occurring at  $x = 1$ .

**Question 6:**

Find the maximum profit that a company can make, if the profit function is given by

$$p(x) = 41 - 24x - 18x^2$$

Answer

The profit function is given as  $p(x) = 41 - 24x - 18x^2$ .

$$\therefore p'(x) = -24 - 36x$$

$$p''(x) = -36$$

Now,

$$p'(x) = 0 \Rightarrow x = \frac{-24}{-36} = \frac{2}{3}$$

Also,

$$p''\left(\frac{2}{3}\right) = -36 < 0$$

By second derivative test,  $x = \frac{2}{3}$  is the point of local maxima of  $p$ .

$$\begin{aligned} \therefore \text{Maximum profit} &= p\left(\frac{2}{3}\right) \\ &= 41 - 24\left(\frac{2}{3}\right) - 18\left(\frac{2}{3}\right)^2 \\ &= 41 + 16 - 8 \\ &= 49 \end{aligned}$$

Hence, the maximum profit that the company can make is 49 units.

**Question 7:**

Find the intervals in which the function  $f$  given by  $f(x) = x^3 + \frac{1}{x^3}, x \neq 0$  is  
(i) increasing (ii) decreasing

Answer

$$f(x) = x^3 + \frac{1}{x^3}$$

$$\therefore f'(x) = 3x^2 - \frac{3}{x^4} = \frac{3x^6 - 3}{x^4}$$

$$\text{Then, } f'(x) = 0 \Rightarrow 3x^6 - 3 = 0 \Rightarrow x^6 = 1 \Rightarrow x = \pm 1$$

Now, the points  $x = 1$  and  $x = -1$  divide the real line into three disjoint intervals

i.e.,  $(-\infty, -1)$ ,  $(-1, 1)$ , and  $(1, \infty)$ .

In intervals  $(-\infty, -1)$  and  $(1, \infty)$  i.e., when  $x < -1$  and  $x > 1$ ,  $f'(x) > 0$ .

Thus, when  $x < -1$  and  $x > 1$ ,  $f$  is increasing.

In interval  $(-1, 1)$  i.e., when  $-1 < x < 1$ ,  $f'(x) < 0$ .

Thus, when  $-1 < x < 1$ ,  $f$  is decreasing.

**Question 8:**

At what points in the interval  $[0, 2\pi]$ , does the function  $\sin 2x$  attain its maximum value?

Answer

$$\text{Let } f(x) = \sin 2x.$$

$$\therefore f'(x) = 2 \cos 2x$$

Now,

$$f'(x) = 0 \Rightarrow \cos 2x = 0$$

$$\Rightarrow 2x = \frac{\pi}{2}, \frac{3\pi}{2}, \frac{5\pi}{2}, \frac{7\pi}{2}$$

$$\Rightarrow x = \frac{\pi}{4}, \frac{3\pi}{4}, \frac{5\pi}{4}, \frac{7\pi}{4}$$



Then, we evaluate the values of  $f$  at critical points  $x = \frac{\pi}{4}, \frac{3\pi}{4}, \frac{5\pi}{4}, \frac{7\pi}{4}$  and at the end points of the interval  $[0, 2\pi]$ .

$$f\left(\frac{\pi}{4}\right) = \sin \frac{\pi}{2} = 1, f\left(\frac{3\pi}{4}\right) = \sin \frac{3\pi}{2} = -1$$

$$f\left(\frac{5\pi}{4}\right) = \sin \frac{5\pi}{2} = 1, f\left(\frac{7\pi}{4}\right) = \sin \frac{7\pi}{2} = -1$$

$$f(0) = \sin 0 = 0, f(2\pi) = \sin 2\pi = 0$$

Hence, we can conclude that the absolute maximum value of  $f$  on  $[0, 2\pi]$  is occurring

at  $x = \frac{\pi}{4}$  and  $x = \frac{5\pi}{4}$ .

#### Question 9:

What is the maximum value of the function  $\sin x + \cos x$ ?

Answer

Let  $f(x) = \sin x + \cos x$ .

$$\therefore f'(x) = \cos x - \sin x$$

$$f'(x) = 0 \Rightarrow \sin x = \cos x \Rightarrow \tan x = 1 \Rightarrow x = \frac{\pi}{4}, \frac{5\pi}{4}, \dots$$

$$f''(x) = -\sin x - \cos x = -(\sin x + \cos x)$$

Now,  $f''(x)$  will be negative when  $(\sin x + \cos x)$  is positive i.e., when  $\sin x$  and  $\cos x$  are both positive. Also, we know that  $\sin x$  and  $\cos x$  both are positive in the first

quadrant. Then,  $f''(x)$  will be negative when  $x \in \left(0, \frac{\pi}{2}\right)$ .

Thus, we consider  $x = \frac{\pi}{4}$ .

$$f''\left(\frac{\pi}{4}\right) = -\left(\sin \frac{\pi}{4} + \cos \frac{\pi}{4}\right) = -\left(\frac{2}{\sqrt{2}}\right) = -\sqrt{2} < 0$$



□ By second derivative test,  $f$  will be the maximum at  $x = \frac{\pi}{4}$  and the maximum value of  $f$

$$\text{is } f\left(\frac{\pi}{4}\right) = \sin \frac{\pi}{4} + \cos \frac{\pi}{4} = \frac{1}{\sqrt{2}} \times \frac{1}{\sqrt{2}} = \frac{2}{\sqrt{2}} = \sqrt{2}.$$

**Question 10:**

Find the maximum value of  $2x^3 - 24x + 107$  in the interval  $[1, 3]$ . Find the maximum value of the same function in  $[-3, -1]$ .

Answer

$$\text{Let } f(x) = 2x^3 - 24x + 107.$$

$$\therefore f'(x) = 6x^2 - 24 = 6(x^2 - 4)$$

Now,

$$f'(x) = 0 \Rightarrow 6(x^2 - 4) = 0 \Rightarrow x^2 = 4 \Rightarrow x = \pm 2$$

We first consider the interval  $[1, 3]$ .

Then, we evaluate the value of  $f$  at the critical point  $x = 2 \in [1, 3]$  and at the end points of the interval  $[1, 3]$ .

$$f(2) = 2(8) - 24(2) + 107 = 16 - 48 + 107 = 75$$

$$f(1) = 2(1) - 24(1) + 107 = 2 - 24 + 107 = 85$$

$$f(3) = 2(27) - 24(3) + 107 = 54 - 72 + 107 = 89$$

Hence, the absolute maximum value of  $f(x)$  in the interval  $[1, 3]$  is 89 occurring at  $x = 3$ .

Next, we consider the interval  $[-3, -1]$ .

Evaluate the value of  $f$  at the critical point  $x = -2 \in [-3, -1]$  and at the end points of the interval  $[-3, -1]$ .

$$f(-3) = 2(-27) - 24(-3) + 107 = -54 + 72 + 107 = 125$$

$$f(-1) = 2(-1) - 24(-1) + 107 = -2 + 24 + 107 = 129$$

$$f(-2) = 2(-8) - 24(-2) + 107 = -16 + 48 + 107 = 139$$

Hence, the absolute maximum value of  $f(x)$  in the interval  $[-3, -1]$  is 139 occurring at  $x = -2$ .

**Question 11:**



It is given that at  $x = 1$ , the function  $x^4 - 62x^2 + ax + 9$  attains its maximum value, on the interval  $[0, 2]$ . Find the value of  $a$ .

Answer

$$\text{Let } f(x) = x^4 - 62x^2 + ax + 9.$$

$$\therefore f'(x) = 4x^3 - 124x + a$$

It is given that function  $f$  attains its maximum value on the interval  $[0, 2]$  at  $x = 1$ .

$$\therefore f'(1) = 0$$

$$\Rightarrow 4 - 124 + a = 0$$

$$\Rightarrow a = 120$$

Hence, the value of  $a$  is 120.

**Question 12:**

Find the maximum and minimum values of  $x + \sin 2x$  on  $[0, 2\pi]$ .

Answer

$$\text{Let } f(x) = x + \sin 2x.$$

$$\therefore f'(x) = 1 + 2\cos 2x$$

$$\text{Now, } f'(x) = 0 \Rightarrow \cos 2x = -\frac{1}{2} = -\cos \frac{\pi}{3} = \cos \left( \pi - \frac{\pi}{3} \right) = \cos \frac{2\pi}{3}$$

$$2x = 2\pi \pm \frac{2\pi}{3}, \quad n \in \mathbf{Z}$$

$$\Rightarrow x = n\pi \pm \frac{\pi}{3}, \quad n \in \mathbf{Z}$$

$$\Rightarrow x = \frac{\pi}{3}, \frac{2\pi}{3}, \frac{4\pi}{3}, \frac{5\pi}{3} \in [0, 2\pi]$$

Then, we evaluate the value of  $f$  at critical points  $x = \frac{\pi}{3}, \frac{2\pi}{3}, \frac{4\pi}{3}, \frac{5\pi}{3}$  and at the end points of the interval  $[0, 2\pi]$ .





$$f\left(\frac{\pi}{3}\right) = \frac{\pi}{3} + \sin \frac{2\pi}{3} = \frac{\pi}{3} + \frac{\sqrt{3}}{2}$$

$$f\left(\frac{2\pi}{3}\right) = \frac{2\pi}{3} + \sin \frac{4\pi}{3} = \frac{2\pi}{3} - \frac{\sqrt{3}}{2}$$

$$f\left(\frac{4\pi}{3}\right) = \frac{4\pi}{3} + \sin \frac{8\pi}{3} = \frac{4\pi}{3} + \frac{\sqrt{3}}{2}$$

$$f\left(\frac{5\pi}{3}\right) = \frac{5\pi}{3} + \sin \frac{10\pi}{3} = \frac{5\pi}{3} - \frac{\sqrt{3}}{2}$$

$$f(0) = 0 + \sin 0 = 0$$

$$f(2\pi) = 2\pi + \sin 4\pi = 2\pi + 0 = 2\pi$$

Hence, we can conclude that the absolute maximum value of  $f(x)$  in the interval  $[0, 2\pi]$  is  $2\pi$  occurring at  $x = 2\pi$  and the absolute minimum value of  $f(x)$  in the interval  $[0, 2\pi]$  is 0 occurring at  $x = 0$ .

**Question 13:**

Find two numbers whose sum is 24 and whose product is as large as possible.

Answer

Let one number be  $x$ . Then, the other number is  $(24 - x)$ .

Let  $P(x)$  denote the product of the two numbers. Thus, we have:

$$P(x) = x(24 - x) = 24x - x^2$$

$$\therefore P'(x) = 24 - 2x$$

$$P''(x) = -2$$

Now,

$$P'(x) = 0 \Rightarrow x = 12$$

Also,

$$P''(12) = -2 < 0$$

□ By second derivative test,  $x = 12$  is the point of local maxima of  $P$ . Hence, the product of the numbers is the maximum when the numbers are 12 and  $24 - 12 = 12$ .

**Question 14:**

Find two positive numbers  $x$  and  $y$  such that  $x + y = 60$  and  $xy^3$  is maximum.



Answer

The two numbers are  $x$  and  $y$  such that  $x + y = 60$ .

$$\square y = 60 - x$$

Let  $f(x) = xy^3$ .

$$\Rightarrow f(x) = x(60 - x)^3$$

$$\begin{aligned}\therefore f'(x) &= (60 - x)^3 - 3x(60 - x)^2 \\ &= (60 - x)^2 [60 - x - 3x] \\ &= (60 - x)^2 (60 - 4x)\end{aligned}$$

$$\begin{aligned}\text{And, } f''(x) &= -2(60 - x)(60 - 4x) - 4(60 - x)^2 \\ &= -2(60 - x)[60 - 4x + 2(60 - x)] \\ &= -2(60 - x)(180 - 6x) \\ &= -12(60 - x)(30 - x)\end{aligned}$$

$$\text{Now, } f'(x) = 0 \Rightarrow x = 60 \text{ or } x = 15$$

$$\text{When } x = 60, f''(x) = 0.$$

$$\text{When } x = 15, f''(x) = -12(60 - 15)(30 - 15) = -12 \times 45 \times 15 < 0.$$

$\square$  By second derivative test,  $x = 15$  is a point of local maxima of  $f$ . Thus, function  $xy^3$  is maximum when  $x = 15$  and  $y = 60 - 15 = 45$ .

Hence, the required numbers are 15 and 45.

#### Question 15:

Find two positive numbers  $x$  and  $y$  such that their sum is 35 and the product  $x^2y^5$  is a maximum

Answer

Let one number be  $x$ . Then, the other number is  $y = (35 - x)$ .

Let  $P(x) = x^2y^5$ . Then, we have:



$$P(x) = x^2(35-x)^5$$

$$\begin{aligned}\therefore P'(x) &= 2x(35-x)^5 - 5x^2(35-x)^4 \\ &= x(35-x)^4 [2(35-x) - 5x] \\ &= x(35-x)^4 (70-7x) \\ &= 7x(35-x)^4 (10-x)\end{aligned}$$

$$\begin{aligned}\text{And, } P''(x) &= 7(35-x)^4(10-x) + 7x[-(35-x)^4 - 4(35-x)^3(10-x)] \\ &= 7(35-x)^4(10-x) - 7x(35-x)^4 - 28x(35-x)^3(10-x) \\ &= 7(35-x)^3 [(35-x)(10-x) - x(35-x) - 4x(10-x)] \\ &= 7(35-x)^3 [350 - 45x + x^2 - 35x + x^2 - 40x + 4x^2] \\ &= 7(35-x)^3 (6x^2 - 120x + 350)\end{aligned}$$

$$\text{Now, } P'(x) = 0 \Rightarrow x = 0, x = 35, x = 10$$

When  $x = 35$ ,  $f'(x) = f(x) = 0$  and  $y = 35 - 35 = 0$ . This will make the product  $x^2 y^5$  equal to 0.

When  $x = 0$ ,  $y = 35 - 0 = 35$  and the product  $x^2 y^2$  will be 0.

□  $x = 0$  and  $x = 35$  cannot be the possible values of  $x$ .

When  $x = 10$ , we have:

$$\begin{aligned}P''(x) &= 7(35-10)^3 (6 \times 100 - 120 \times 10 + 350) \\ &= 7(25)^3 (-250) < 0\end{aligned}$$

□ By second derivative test,  $P(x)$  will be the maximum when  $x = 10$  and  $y = 35 - 10 = 25$ .

Hence, the required numbers are 10 and 25.

### Question 16:

Find two positive numbers whose sum is 16 and the sum of whose cubes is minimum.

Answer

Let one number be  $x$ . Then, the other number is  $(16 - x)$ .

Let the sum of the cubes of these numbers be denoted by  $S(x)$ . Then,



$$S(x) = x^3 + (16 - x)^3$$

$$\therefore S'(x) = 3x^2 - 3(16 - x)^2, S''(x) = 6x + 6(16 - x)$$

$$\text{Now, } S'(x) = 0 \Rightarrow 3x^2 - 3(16 - x)^2 = 0$$

$$\Rightarrow x^2 - (16 - x)^2 = 0$$

$$\Rightarrow x^2 - 256 - x^2 + 32x = 0$$

$$\Rightarrow x = \frac{256}{32} = 8$$

$$\text{Now, } S''(8) = 6(8) + 6(16 - 8) = 48 + 48 = 96 > 0$$

□ By second derivative test,  $x = 8$  is the point of local minima of  $S$ .

Hence, the sum of the cubes of the numbers is the minimum when the numbers are 8 and  $16 - 8 = 8$ .

#### Question 17:

A square piece of tin of side 18 cm is to be made into a box without top, by cutting a square from each corner and folding up the flaps to form the box. What should be the side of the square to be cut off so that the volume of the box is the maximum possible?

Answer

Let the side of the square to be cut off be  $x$  cm. Then, the length and the breadth of the box will be  $(18 - 2x)$  cm each and the height of the box is  $x$  cm.

Therefore, the volume  $V(x)$  of the box is given by,

$$V(x) = x(18 - 2x)^2$$



$$\begin{aligned}\therefore V'(x) &= (18-2x)^2 - 4x(18-2x) \\ &= (18-2x)[18-2x-4x] \\ &= (18-2x)(18-6x) \\ &= 6 \times 2(9-x)(3-x) \\ &= 12(9-x)(3-x)\end{aligned}$$

$$\begin{aligned}\text{And, } V''(x) &= 12[-(9-x)-(3-x)] \\ &= -12(9-x+3-x) \\ &= -12(12-2x) \\ &= -24(6-x)\end{aligned}$$

$$\text{Now, } V'(x) = 0 \Rightarrow x = 9 \text{ or } x = 3$$

If  $x = 9$ , then the length and the breadth will become 0.

$$\therefore x \neq 9.$$

$$\Rightarrow x = 3.$$

$$\text{Now, } V''(3) = -24(6-3) = -72 < 0$$

$\therefore$  By second derivative test,  $x = 3$  is the point of maxima of  $V$ .

Hence, if we remove a square of side 3 cm from each corner of the square tin and make a box from the remaining sheet, then the volume of the box obtained is the largest possible.

### Question 18:

A rectangular sheet of tin 45 cm by 24 cm is to be made into a box without top, by cutting off square from each corner and folding up the flaps. What should be the side of the square to be cut off so that the volume of the box is the maximum possible?

Answer

Let the side of the square to be cut off be  $x$  cm. Then, the height of the box is  $x$ , the length is  $45 - 2x$ , and the breadth is  $24 - 2x$ .

Therefore, the volume  $V(x)$  of the box is given by,



$$\begin{aligned}V(x) &= x(45 - 2x)(24 - 2x) \\ &= x(1080 - 90x - 48x + 4x^2) \\ &= 4x^3 - 138x^2 + 1080x \\ \therefore V'(x) &= 12x^2 - 276x + 1080 \\ &= 12(x^2 - 23x + 90) \\ &= 12(x - 18)(x - 5) \\ V''(x) &= 24x - 276 = 12(2x - 23)\end{aligned}$$

Now,  $V'(x) = 0 \Rightarrow x = 18$  and  $x = 5$

It is not possible to cut off a square of side 18 cm from each corner of the rectangular sheet. Thus,  $x$  cannot be equal to 18.

$\square x = 5$

Now,  $V''(5) = 12(10 - 23) = 12(-13) = -156 < 0$

$\therefore$  By second derivative test,  $x = 5$  is the point of maxima.

Hence, the side of the square to be cut off to make the volume of the box maximum possible is 5 cm.

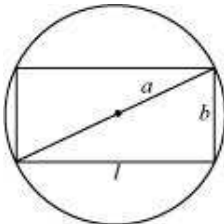
### Question 19:

Show that of all the rectangles inscribed in a given fixed circle, the square has the maximum area.

Answer

Let a rectangle of length  $l$  and breadth  $b$  be inscribed in the given circle of radius  $a$ .

Then, the diagonal passes through the centre and is of length  $2a$  cm.



Now, by applying the Pythagoras theorem, we have:



$$\begin{aligned}(2a)^2 &= l^2 + b^2 \\ \Rightarrow b^2 &= 4a^2 - l^2 \\ \Rightarrow b &= \sqrt{4a^2 - l^2}\end{aligned}$$

□ Area of the rectangle,  $A = l\sqrt{4a^2 - l^2}$

$$\begin{aligned}\therefore \frac{dA}{dl} &= \sqrt{4a^2 - l^2} + l \frac{1}{2\sqrt{4a^2 - l^2}}(-2l) = \sqrt{4a^2 - l^2} - \frac{l^2}{\sqrt{4a^2 - l^2}} \\ &= \frac{4a^2 - 2l^2}{\sqrt{4a^2 - l^2}}\end{aligned}$$

$$\begin{aligned}\frac{d^2A}{dl^2} &= \frac{\sqrt{4a^2 - l^2}(-4l) - (4a^2 - 2l^2)\frac{(-2l)}{2\sqrt{4a^2 - l^2}}}{(4a^2 - l^2)} \\ &= \frac{(4a^2 - l^2)(-4l) + l(4a^2 - 2l^2)}{(4a^2 - l^2)^{\frac{3}{2}}} \\ &= \frac{-12a^2l + 2l^3}{(4a^2 - l^2)^{\frac{3}{2}}} = \frac{-2l(6a^2 - l^2)}{(4a^2 - l^2)^{\frac{3}{2}}}\end{aligned}$$

$$\begin{aligned}\text{Now, } \frac{dA}{dl} = 0 \text{ gives } 4a^2 &= 2l^2 \Rightarrow l = \sqrt{2}a \\ \Rightarrow b &= \sqrt{4a^2 - 2a^2} = \sqrt{2a^2} = \sqrt{2}a\end{aligned}$$

Now, when  $l = \sqrt{2}a$ ,

$$\frac{d^2A}{dl^2} = \frac{-2(\sqrt{2}a)(6a^2 - 2a^2)}{2\sqrt{2}a^3} = \frac{-8\sqrt{2}a^3}{2\sqrt{2}a^3} = -4 < 0$$

∴ By the second derivative test, when  $l = \sqrt{2}a$ , then the area of the rectangle is the maximum.

Since  $l = b = \sqrt{2}a$ , the rectangle is a square.

Hence, it has been proved that of all the rectangles inscribed in the given fixed circle, the square has the maximum area.

**Question 20:**

Show that the right circular cylinder of given surface and maximum volume is such that its height is equal to the diameter of the base.

Answer

Let  $r$  and  $h$  be the radius and height of the cylinder respectively.

Then, the surface area ( $S$ ) of the cylinder is given by,

$$\begin{aligned} S &= 2\pi r^2 + 2\pi r h \\ \Rightarrow h &= \frac{S - 2\pi r^2}{2\pi r} \\ &= \frac{S}{2\pi} \left( \frac{1}{r} \right) - r \end{aligned}$$

Let  $V$  be the volume of the cylinder. Then,

$$V = \pi r^2 h = \pi r^2 \left[ \frac{S}{2\pi} \left( \frac{1}{r} \right) - r \right] = \frac{Sr}{2} - \pi r^3$$

$$\text{Then, } \frac{dV}{dr} = \frac{S}{2} - 3\pi r^2, \quad \frac{d^2V}{dr^2} = -6\pi r$$

$$\text{Now, } \frac{dV}{dr} = 0 \Rightarrow \frac{S}{2} = 3\pi r^2 \Rightarrow r^2 = \frac{S}{6\pi}$$

$$\text{When } r^2 = \frac{S}{6\pi}, \text{ then } \frac{d^2V}{dr^2} = -6\pi \left( \sqrt{\frac{S}{6\pi}} \right) < 0.$$

□ By second derivative test, the volume is the maximum when  $r^2 = \frac{S}{6\pi}$ .

$$\text{Now, when } r^2 = \frac{S}{6\pi}, \text{ then } h = \frac{6\pi r^2}{2\pi} \left( \frac{1}{r} \right) - r = 3r - r = 2r.$$

Hence, the volume is the maximum when the height is twice the radius i.e., when the height is equal to the diameter.

**Question 21:**

Of all the closed cylindrical cans (right circular), of a given volume of 100 cubic centimetres, find the dimensions of the can which has the minimum surface area?

Answer

Let  $r$  and  $h$  be the radius and height of the cylinder respectively.





Then, volume ( $V$ ) of the cylinder is given by,

$$V = \pi r^2 h = 100 \quad (\text{given})$$

$$\therefore h = \frac{100}{\pi r^2}$$

Surface area ( $S$ ) of the cylinder is given by,

$$S = 2\pi r^2 + 2\pi r h = 2\pi r^2 + \frac{200}{r}$$

$$\therefore \frac{dS}{dr} = 4\pi r - \frac{200}{r^2}, \quad \frac{d^2S}{dr^2} = 4\pi + \frac{400}{r^3}$$

$$\frac{dS}{dr} = 0 \Rightarrow 4\pi r = \frac{200}{r^2}$$

$$\Rightarrow r^3 = \frac{200}{4\pi} = \frac{50}{\pi}$$

$$\Rightarrow r = \left(\frac{50}{\pi}\right)^{\frac{1}{3}}$$

Now, it is observed that when  $r = \left(\frac{50}{\pi}\right)^{\frac{1}{3}}$ ,  $\frac{d^2S}{dr^2} > 0$ .

□ By second derivative test, the surface area is the minimum when the radius of the

cylinder is  $\left(\frac{50}{\pi}\right)^{\frac{1}{3}}$  cm.

$$\text{When } r = \left(\frac{50}{\pi}\right)^{\frac{1}{3}}, \quad h = \frac{100}{\pi \left(\frac{50}{\pi}\right)^{\frac{2}{3}}} = \frac{2 \times 50}{\left(\frac{50}{\pi}\right)^{\frac{2}{3}} \left(\frac{1}{\pi}\right)^{\frac{2}{3}}} = 2 \left(\frac{50}{\pi}\right)^{\frac{1}{3}} \text{ cm.}$$

Hence, the required dimensions of the can which has the minimum surface area is given

by radius =  $\left(\frac{50}{\pi}\right)^{\frac{1}{3}}$  cm and height =  $2 \left(\frac{50}{\pi}\right)^{\frac{1}{3}}$  cm.

**Question 22:**



A wire of length 28 m is to be cut into two pieces. One of the pieces is to be made into a square and the other into a circle. What should be the length of the two pieces so that the combined area of the square and the circle is minimum?

Answer

Let a piece of length  $l$  be cut from the given wire to make a square.

Then, the other piece of wire to be made into a circle is of length  $(28 - l)$  m.

Now, side of square =  $\frac{l}{4}$ .

$$2\pi r = 28 - l \Rightarrow r = \frac{1}{2\pi}(28 - l).$$

Let  $r$  be the radius of the circle. Then,

The combined areas of the square and the circle ( $A$ ) is given by,

$$\begin{aligned} A &= (\text{side of the square})^2 + r^2 \\ &= \frac{l^2}{16} + \pi \left[ \frac{1}{2\pi}(28 - l) \right]^2 \\ &= \frac{l^2}{16} + \frac{1}{4\pi}(28 - l)^2 \\ \therefore \frac{dA}{dl} &= \frac{2l}{16} + \frac{2}{4\pi}(28 - l)(-1) = \frac{l}{8} - \frac{1}{2\pi}(28 - l) \end{aligned}$$

$$\frac{d^2A}{dl^2} = \frac{1}{8} + \frac{1}{2\pi} > 0$$

$$\text{Now, } \frac{dA}{dl} = 0 \Rightarrow \frac{l}{8} - \frac{1}{2\pi}(28 - l) = 0$$

$$\Rightarrow \frac{\pi l - 4(28 - l)}{8\pi} = 0$$

$$\Rightarrow (\pi + 4)l - 112 = 0$$

$$\Rightarrow l = \frac{112}{\pi + 4}$$

Thus, when  $l = \frac{112}{\pi + 4}$ ,  $\frac{d^2A}{dl^2} > 0$ .

$\therefore$  By second derivative test, the area ( $A$ ) is the minimum when  $l = \frac{112}{\pi + 4}$ .



Hence, the combined area is the minimum when the length of the wire in making the

square is  $\frac{112}{\pi+4}$  cm while the length of the wire in making the circle

is  $28 - \frac{112}{\pi+4} = \frac{28\pi}{\pi+4}$  cm.

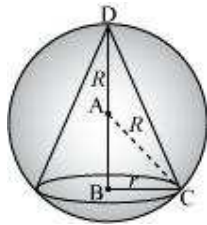
**Question 23:**

Prove that the volume of the largest cone that can be inscribed in a sphere of radius  $R$  is

$\frac{8}{27}$  of the volume of the sphere.

Answer

Let  $r$  and  $h$  be the radius and height of the cone respectively inscribed in a sphere of radius  $R$ .



Let  $V$  be the volume of the cone.

$$V = \frac{1}{3}\pi r^2 h$$

Then,

Height of the cone is given by,

$$h = R + AB = R + \sqrt{R^2 - r^2} \quad [\text{ABC is a right triangle}]$$



$$\begin{aligned}\therefore V &= \frac{1}{3} \pi r^2 (R + \sqrt{R^2 - r^2}) \\ &= \frac{1}{3} \pi r^2 R + \frac{1}{3} \pi r^2 \sqrt{R^2 - r^2} \\ \therefore \frac{dV}{dr} &= \frac{2}{3} \pi r R + \frac{2}{3} \pi r \sqrt{R^2 - r^2} + \frac{1}{3} \pi r^2 \cdot \frac{(-2r)}{2\sqrt{R^2 - r^2}} \\ &= \frac{2}{3} \pi r R + \frac{2}{3} \pi r \sqrt{R^2 - r^2} - \frac{1}{3} \pi \frac{r^3}{\sqrt{R^2 - r^2}} \\ &= \frac{2}{3} \pi r R + \frac{2\pi r (R^2 - r^2) - \pi r^3}{3\sqrt{R^2 - r^2}} \\ &= \frac{2}{3} \pi r R + \frac{2\pi r R^2 - 3\pi r^3}{3\sqrt{R^2 - r^2}} \\ \frac{d^2V}{dr^2} &= \frac{2\pi R}{3} + \frac{3\sqrt{R^2 - r^2} (2\pi R^2 - 9\pi r^2) - (2\pi r R^2 - 3\pi r^3) \cdot \frac{(-2r)}{6\sqrt{R^2 - r^2}}}{9(R^2 - r^2)} \\ &= \frac{2}{3} \pi R + \frac{9(R^2 - r^2)(2\pi R^2 - 9\pi r^2) + 2\pi r^2 R^2 + 3\pi r^4}{27(R^2 - r^2)^{\frac{3}{2}}}\end{aligned}$$

$$\begin{aligned}\text{Now, } \frac{dV}{dr} = 0 &\Rightarrow \frac{2}{3} r R = \frac{3\pi r^3 - 2\pi r R^2}{3\sqrt{R^2 - r^2}} \\ \Rightarrow 2R &= \frac{3r^2 - 2R^2}{\sqrt{R^2 - r^2}} \Rightarrow 2R\sqrt{R^2 - r^2} = 3r^2 - 2R^2 \\ \Rightarrow 4R^2 (R^2 - r^2) &= (3r^2 - 2R^2)^2 \\ \Rightarrow 4R^4 - 4R^2 r^2 &= 9r^4 + 4R^4 - 12r^2 R^2 \\ \Rightarrow 9r^4 &= 8R^2 r^2 \\ \Rightarrow r^2 &= \frac{8}{9} R^2\end{aligned}$$

$$\text{When } r^2 = \frac{8}{9} R^2, \text{ then } \frac{d^2V}{dr^2} < 0.$$

□ By second derivative test, the volume of the cone is the maximum when  $r^2 = \frac{8}{9} R^2$ .



$$\text{When } r^2 = \frac{8}{9}R^2, h = R + \sqrt{R^2 - \frac{8}{9}R^2} = R + \sqrt{\frac{1}{9}R^2} = R + \frac{R}{3} = \frac{4}{3}R.$$

Therefore,

$$\begin{aligned} &= \frac{1}{3}\pi\left(\frac{8}{9}R^2\right)\left(\frac{4}{3}R\right) \\ &= \frac{8}{27}\left(\frac{4}{3}\pi R^3\right) \\ &= \frac{8}{27} \times (\text{Volume of the sphere}) \end{aligned}$$

Hence, the volume of the largest cone that can be inscribed in the sphere is  $\frac{8}{27}$  the volume of the sphere.

**Question 24:**

Show that the right circular cone of least curved surface and given volume has an altitude equal to  $\sqrt{2}$  time the radius of the base.

Answer

Let  $r$  and  $h$  be the radius and the height (altitude) of the cone respectively.

Then, the volume ( $V$ ) of the cone is given as:

$$V = \frac{1}{3}\pi r^2 h \Rightarrow h = \frac{3V}{r^2}$$

The surface area ( $S$ ) of the cone is given by,

$$S = \pi r l \text{ (where } l \text{ is the slant height)}$$

$$\begin{aligned} &= \pi r \sqrt{r^2 + h^2} \\ &= \pi r \sqrt{r^2 + \frac{9V^2}{\pi^2 r^4}} = \frac{\pi r \sqrt{9r^6 + V^2}}{\pi r^2} \\ &= \frac{1}{r} \sqrt{\pi^2 r^6 + 9V^2} \end{aligned}$$



$$\begin{aligned}\therefore \frac{dS}{dr} &= \frac{r \cdot \frac{6\pi^2 r^5}{2\sqrt{\pi^2 r^6 + 9V^2}} - \sqrt{\pi^2 r^6 + 9V^2}}{r^2} \\ &= \frac{3\pi^2 r^6 - \pi^2 r^6 - 9V^2}{r^2 \sqrt{\pi^2 r^6 + 9V^2}} \\ &= \frac{2\pi^2 r^6 - 9V^2}{r^2 \sqrt{\pi^2 r^6 + 9V^2}} \\ &= \frac{2\pi^2 r^6 - 9V^2}{r^2 \sqrt{\pi^2 r^6 + 9V^2}}\end{aligned}$$

$$\text{Now, } \frac{dS}{dr} = 0 \Rightarrow 2\pi^2 r^6 = 9V^2 \Rightarrow r^6 = \frac{9V^2}{2\pi^2}$$

Thus, it can be easily verified that when  $r^6 = \frac{9V^2}{2\pi^2}$ ,  $\frac{d^2S}{dr^2} > 0$ .

□ By second derivative test, the surface area of the cone is the least when  $r^6 = \frac{9V^2}{2\pi^2}$ .

$$\text{When } r^6 = \frac{9V^2}{2\pi^2}, h = \frac{3V}{\pi r^2} = \frac{3}{\pi r^2} \left( \frac{2\pi^2 r^6}{9} \right)^{\frac{1}{2}} = \frac{3}{\pi r^2} \cdot \frac{\sqrt{2}\pi r^3}{3} = \sqrt{2}r.$$

Hence, for a given volume, the right circular cone of the least curved surface has an altitude equal to  $\sqrt{2}$  times the radius of the base.

#### Question 25:

Show that the semi-vertical angle of the cone of the maximum volume and of given slant height is  $\tan^{-1} \sqrt{2}$ .

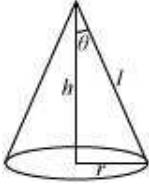
Answer

Let  $\theta$  be the semi-vertical angle of the cone.

$$\text{It is clear that } \theta \in \left[ 0, \frac{\pi}{2} \right].$$

Let  $r$ ,  $h$ , and  $l$  be the radius, height, and the slant height of the cone respectively.

The slant height of the cone is given as constant.



Now,  $r = l \sin \theta$  and  $h = l \cos \theta$

The volume ( $V$ ) of the cone is given by,

$$\begin{aligned}V &= \frac{1}{3} \pi r^2 h \\&= \frac{1}{3} \pi (l^2 \sin^2 \theta) (l \cos \theta) \\&= \frac{1}{3} \pi l^3 \sin^2 \theta \cos \theta \\ \therefore \frac{dV}{d\theta} &= \frac{l^3 \pi}{3} [\sin^2 \theta (-\sin \theta) + \cos \theta (2 \sin \theta \cos \theta)] \\&= \frac{l^3 \pi}{3} [-\sin^3 \theta + 2 \sin \theta \cos^2 \theta] \\ \frac{d^2V}{d\theta^2} &= \frac{l^3 \pi}{3} [-3 \sin^2 \theta \cos \theta + 2 \cos^3 \theta - 4 \sin^2 \theta \cos \theta] \\&= \frac{l^3 \pi}{3} [2 \cos^3 \theta - 7 \sin^2 \theta \cos \theta]\end{aligned}$$

$$\text{Now, } \frac{dV}{d\theta} = 0$$

$$\Rightarrow \sin^3 \theta = 2 \sin \theta \cos^2 \theta$$

$$\Rightarrow \tan^2 \theta = 2$$

$$\Rightarrow \tan \theta = \sqrt{2}$$

$$\Rightarrow \theta = \tan^{-1} \sqrt{2}$$

Now, when  $\theta = \tan^{-1} \sqrt{2}$ , then  $\tan^2 \theta = 2$  or  $\sin^2 \theta = 2 \cos^2 \theta$ .

Then, we have:

$$\frac{d^2V}{d\theta^2} = \frac{l^3 \pi}{3} [2 \cos^3 \theta - 14 \cos^3 \theta] = -4\pi l^3 \cos^3 \theta < 0 \text{ for } \theta \in \left[0, \frac{\pi}{2}\right]$$

□ By second derivative test, the volume ( $V$ ) is the maximum when  $\theta = \tan^{-1} \sqrt{2}$ .



Hence, for a given slant height, the semi-vertical angle of the cone of the maximum volume is  $\tan^{-1} \sqrt{2}$ .

**Question 27:**

The point on the curve  $x^2 = 2y$  which is nearest to the point  $(0, 5)$  is

(A)  $(2\sqrt{2}, 4)$  (B)  $(2\sqrt{2}, 0)$

(C)  $(0, 0)$  (D)  $(2, 2)$

Answer

The given curve is  $x^2 = 2y$ .

For each value of  $x$ , the position of the point will be  $\left(x, \frac{x^2}{2}\right)$ .

The distance  $d(x)$  between the points  $\left(x, \frac{x^2}{2}\right)$  and  $(0, 5)$  is given by,

$$d(x) = \sqrt{(x-0)^2 + \left(\frac{x^2}{2} - 5\right)^2} = \sqrt{x^2 + \frac{x^4}{4} + 25 - 5x^2} = \sqrt{\frac{x^4}{4} - 4x^2 + 25}$$

$$\therefore d'(x) = \frac{(x^3 - 8x)}{2\sqrt{\frac{x^4}{4} - 4x^2 + 25}} = \frac{(x^3 - 8x)}{\sqrt{x^4 - 16x^2 + 100}}$$

$$\begin{aligned} \text{Now, } d'(x) = 0 &\Rightarrow x^3 - 8x = 0 \\ &\Rightarrow x(x^2 - 8) = 0 \\ &\Rightarrow x = 0, \pm 2\sqrt{2} \end{aligned}$$





$$\begin{aligned}\text{And, } d''(x) &= \frac{\sqrt{x^4 - 16x^2 + 100}(3x^2 - 8) - (x^3 - 8x) \cdot \frac{4x^3 - 32x}{2\sqrt{x^4 - 16x^2 + 100}}}{(x^4 - 16x^2 + 100)} \\ &= \frac{(x^4 - 16x^2 + 100)(3x^2 - 8) - 2(x^3 - 8x)(x^3 - 8x)}{(x^4 - 16x^2 + 100)^{\frac{3}{2}}} \\ &= \frac{(x^4 - 16x^2 + 100)(3x^2 - 8) - 2(x^3 - 8x)^2}{(x^4 - 16x^2 + 100)^{\frac{3}{2}}}\end{aligned}$$

When,  $x = 0$ , then  $d''(x) = \frac{36(-8)}{6^3} < 0$ .

When,  $x = \pm 2\sqrt{2}$ ,  $d''(x) > 0$ .

□ By second derivative test,  $d(x)$  is the minimum at  $x = \pm 2\sqrt{2}$ .

When  $x = \pm 2\sqrt{2}$ ,  $y = \frac{(2\sqrt{2})^2}{2} = 4$ .

Hence, the point on the curve  $x^2 = 2y$  which is nearest to the point  $(0, 5)$  is  $(\pm 2\sqrt{2}, 4)$ .  
The correct answer is A.

**Question 28:**

For all real values of  $x$ , the minimum value of  $\frac{1-x+x^2}{1+x+x^2}$  is

(A) 0 (B) 1

(C) 3 (D)  $\frac{1}{3}$

Answer

Let  $f(x) = \frac{1-x+x^2}{1+x+x^2}$ .



$$\begin{aligned}\therefore f'(x) &= \frac{(1+x+x^2)(-1+2x) - (1-x+x^2)(1+2x)}{(1+x+x^2)^2} \\ &= \frac{-1+2x-x+2x^2-x^2+2x^3-1-2x+x+2x^2-x^2-2x^3}{(1+x+x^2)^2} \\ &= \frac{2x^2-2}{(1+x+x^2)^2} = \frac{2(x^2-1)}{(1+x+x^2)^2}\end{aligned}$$

$$\therefore f'(x) = 0 \Rightarrow x^2 = 1 \Rightarrow x = \pm 1$$

$$\begin{aligned}\text{Now, } f''(x) &= \frac{2\left[(1+x+x^2)^2(2x) - (x^2-1)(2)(1+x+x^2)(1+2x)\right]}{(1+x+x^2)^4} \\ &= \frac{4(1+x+x^2)\left[(1+x+x^2)x - (x^2-1)(1+2x)\right]}{(1+x+x^2)^4} \\ &= \frac{4\left[x+x^2+x^3-x^2-2x^3+1+2x\right]}{(1+x+x^2)^3} \\ &= \frac{4(1+3x-x^3)}{(1+x+x^2)^3}\end{aligned}$$

$$\text{And, } f''(1) = \frac{4(1+3-1)}{(1+1+1)^3} = \frac{4(3)}{(3)^3} = \frac{4}{9} > 0$$

$$\text{Also, } f''(-1) = \frac{4(1-3+1)}{(1-1+1)^3} = 4(-1) = -4 < 0$$

□ By second derivative test,  $f$  is the minimum at  $x = 1$  and the minimum value is given

$$\text{by } f(1) = \frac{1-1+1}{1+1+1} = \frac{1}{3}.$$

The correct answer is D.

#### Question 29:

The maximum value of  $\left[x(x-1)+1\right]^{\frac{1}{3}}, 0 \leq x \leq 1$  is



- (A)  $\left(\frac{1}{3}\right)^{\frac{1}{3}}$  (B)  $\frac{1}{2}$   
(C) 1 (D) 0

Answer

Let  $f(x) = [x(x-1)+1]^{\frac{1}{3}}$ .

$$\therefore f'(x) = \frac{2x-1}{3[x(x-1)+1]^{\frac{2}{3}}}$$

Now,  $f'(x) = 0 \Rightarrow x = \frac{1}{2}$

Then, we evaluate the value of  $f$  at critical point  $x = \frac{1}{2}$  and at the end points of the interval  $[0, 1]$  {i.e., at  $x = 0$  and  $x = 1$ }.

$$f(0) = [0(0-1)+1]^{\frac{1}{3}} = 1$$

$$f(1) = [1(1-1)+1]^{\frac{1}{3}} = 1$$

$$f\left(\frac{1}{2}\right) = \left[\frac{1}{2}\left(\frac{-1}{2}\right)+1\right]^{\frac{1}{3}} = \left(\frac{3}{4}\right)^{\frac{1}{3}}$$

Hence, we can conclude that the maximum value of  $f$  in the interval  $[0, 1]$  is 1.

The correct answer is C.



## Miscellaneous Solutions

**Question 1:**

Using differentials, find the approximate value of each of the following.

(a)  $\left(\frac{17}{81}\right)^{\frac{1}{4}}$  (b)  $(33)^{-\frac{1}{5}}$

Answer

(a) Consider  $y = x^{\frac{1}{4}}$ . Let  $x = \frac{16}{81}$  and  $\Delta x = \frac{1}{81}$ .

Then,  $\Delta y = (x + \Delta x)^{\frac{1}{4}} - x^{\frac{1}{4}}$

$$= \left(\frac{17}{81}\right)^{\frac{1}{4}} - \left(\frac{16}{81}\right)^{\frac{1}{4}}$$

$$= \left(\frac{17}{81}\right)^{\frac{1}{4}} - \frac{2}{3}$$

$$\therefore \left(\frac{17}{81}\right)^{\frac{1}{4}} = \frac{2}{3} + \Delta y$$

Now,  $dy$  is approximately equal to  $\Delta y$  and is given by,

$$dy = \left(\frac{dy}{dx}\right) \Delta x = \frac{1}{4(x)^{\frac{3}{4}}} (\Delta x) \quad \left(\text{as } y = x^{\frac{1}{4}}\right)$$

$$= \frac{1}{4\left(\frac{16}{81}\right)^{\frac{3}{4}}} \left(\frac{1}{81}\right) = \frac{27}{4 \times 8} \times \frac{1}{81} = \frac{1}{32 \times 3} = \frac{1}{96} = 0.010$$

Hence, the approximate value of  $\left(\frac{17}{81}\right)^{\frac{1}{4}}$  is  $\frac{2}{3} + 0.010 = 0.667 + 0.010 = 0.677$ .

(b) Consider  $y = x^{-\frac{1}{5}}$ . Let  $x = 32$  and  $\Delta x = 1$ .



$$\Delta y = (x + \Delta x)^{\frac{1}{5}} - x^{\frac{1}{5}} = (33)^{\frac{1}{5}} - (32)^{\frac{1}{5}} = (33)^{\frac{1}{5}} - \frac{1}{2}$$

Then,

$$\therefore (33)^{\frac{1}{5}} = \frac{1}{2} + \Delta y$$

Now,  $dy$  is approximately equal to  $\Delta y$  and is given by,

$$\begin{aligned} dy &= \left( \frac{dy}{dx} \right) (\Delta x) = \frac{-1}{5(x)^{\frac{6}{5}}} (\Delta x) \quad \left( \text{as } y = x^{\frac{1}{5}} \right) \\ &= -\frac{1}{5(2)^6} (1) = -\frac{1}{320} = -0.003 \end{aligned}$$

Hence, the approximate value of  $(33)^{\frac{1}{5}}$  is  $\frac{1}{2} + (-0.003)$   
 $= 0.5 - 0.003 = 0.497$ .

### Question 2:

Show that the function given by  $f(x) = \frac{\log x}{x}$  has maximum at  $x = e$ .

Answer

The given function is  $f(x) = \frac{\log x}{x}$ .

$$f'(x) = \frac{x \left( \frac{1}{x} \right) - \log x}{x^2} = \frac{1 - \log x}{x^2}$$

Now,  $f'(x) = 0$

$$\Rightarrow 1 - \log x = 0$$



$$\Rightarrow \log x = 1$$

$$\Rightarrow \log x = \log e$$

$$\Rightarrow x = e$$

$$\begin{aligned}\text{Now, } f''(x) &= \frac{x^2 \left(-\frac{1}{x}\right) - (1 - \log x)(2x)}{x^4} \\ &= \frac{-x - 2x(1 - \log x)}{x^4} \\ &= \frac{-3 + 2 \log x}{x^3}\end{aligned}$$

$$\text{Now, } f''(e) = \frac{-3 + 2 \log e}{e^3} = \frac{-3 + 2}{e^3} = \frac{-1}{e^3} < 0$$

Therefore, by second derivative test,  $f$  is the maximum at  $x = e$ .

### Question 3:

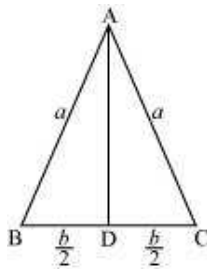
The two equal sides of an isosceles triangle with fixed base  $b$  are decreasing at the rate of 3 cm per second. How fast is the area decreasing when the two equal sides are equal to the base?

Answer

Let  $\triangle ABC$  be isosceles where  $BC$  is the base of fixed length  $b$ .

Let the length of the two equal sides of  $\triangle ABC$  be  $a$ .

Draw  $AD \perp BC$ .



Now, in  $\triangle ADC$ , by applying the Pythagoras theorem, we have:

$$AD = \sqrt{a^2 - \frac{b^2}{4}}$$



$$\square \text{ Area of triangle } (A) = \frac{1}{2}b\sqrt{a^2 - \frac{b^2}{4}}$$

The rate of change of the area with respect to time ( $t$ ) is given by,

$$\frac{dA}{dt} = \frac{1}{2}b \cdot \frac{2a}{2\sqrt{a^2 - \frac{b^2}{4}}} \frac{da}{dt} = \frac{ab}{\sqrt{4a^2 - b^2}} \frac{da}{dt}$$

It is given that the two equal sides of the triangle are decreasing at the rate of 3 cm per second.

$$\square \frac{da}{dt} = -3 \text{ cm/s}$$

$$\therefore \frac{dA}{dt} = \frac{-3ab}{\sqrt{4a^2 - b^2}}$$

Then, when  $a = b$ , we have:

$$\frac{dA}{dt} = \frac{-3b^2}{\sqrt{4b^2 - b^2}} = \frac{-3b^2}{\sqrt{3b^2}} = -\sqrt{3}b$$

Hence, if the two equal sides are equal to the base, then the area of the triangle is decreasing at the rate of  $\sqrt{3}b \text{ cm}^2/\text{s}$ .

#### Question 4:

Find the equation of the normal to curve  $y^2 = 4x$  at the point  $(1, 2)$ .

Answer

The equation of the given curve is  $y^2 = 4x$ .

Differentiating with respect to  $x$ , we have:

$$2y \frac{dy}{dx} = 4$$

$$\Rightarrow \frac{dy}{dx} = \frac{4}{2y} = \frac{2}{y}$$

$$\therefore \left. \frac{dy}{dx} \right|_{(1,2)} = \frac{2}{2} = 1$$



$$\left. \frac{dy}{dx} \right|_{(1,2)} = \frac{-1}{1} = -1.$$

Now, the slope of the normal at point (1, 2) is

□ Equation of the normal at (1, 2) is  $y - 2 = -1(x - 1)$ .

□  $y - 2 = -x + 1$

□  $x + y - 3 = 0$

### Question 5:

Show that the normal at any point  $\theta$  to the curve

$x = a \cos \theta + a \theta \sin \theta$ ,  $y = a \sin \theta - a \theta \cos \theta$  is at a constant distance from the origin.

Answer

We have  $x = a \cos \theta + a \theta \sin \theta$ .

$$\therefore \frac{dx}{d\theta} = -a \sin \theta + a \sin \theta + a \theta \cos \theta = a \theta \cos \theta$$

$$y = a \sin \theta - a \theta \cos \theta$$

$$\therefore \frac{dy}{d\theta} = a \cos \theta - a \cos \theta + a \theta \sin \theta = a \theta \sin \theta$$

$$\therefore \frac{dy}{dx} = \frac{dy}{d\theta} \cdot \frac{d\theta}{dx} = \frac{a \theta \sin \theta}{a \theta \cos \theta} = \tan \theta$$

□ Slope of the normal at any point  $\theta$  is  $-\frac{1}{\tan \theta}$ .

The equation of the normal at a given point  $(x, y)$  is given by,

$$y - a \sin \theta + a \theta \cos \theta = \frac{-1}{\tan \theta} (x - a \cos \theta - a \theta \sin \theta)$$

$$\Rightarrow y \sin \theta - a \sin^2 \theta + a \theta \sin \theta \cos \theta = -x \cos \theta + a \cos^2 \theta + a \theta \sin \theta \cos \theta$$

$$\Rightarrow x \cos \theta + y \sin \theta - a (\sin^2 \theta + \cos^2 \theta) = 0$$

$$\Rightarrow x \cos \theta + y \sin \theta - a = 0$$

Now, the perpendicular distance of the normal from the origin is

$$\frac{|-a|}{\sqrt{\cos^2 \theta + \sin^2 \theta}} = \frac{|-a|}{\sqrt{1}} = |-a|, \text{ which is independent of } \theta.$$

Hence, the perpendicular distance of the normal from the origin is constant.



**Question 6:**

Find the intervals in which the function  $f$  given by

$$f(x) = \frac{4 \sin x - 2x - x \cos x}{2 + \cos x}$$

is (i) increasing (ii) decreasing

Answer

$$f(x) = \frac{4 \sin x - 2x - x \cos x}{2 + \cos x}$$

$$\therefore f'(x) = \frac{(2 + \cos x)(4 \cos x - 2 - \cos x + x \sin x) - (4 \sin x - 2x - x \cos x)(-\sin x)}{(2 + \cos x)^2}$$

$$= \frac{(2 + \cos x)(3 \cos x - 2 + x \sin x) + \sin x(4 \sin x - 2x - x \cos x)}{(2 + \cos x)^2}$$

$$= \frac{6 \cos x - 4 + 2x \sin x + 3 \cos^2 x - 2 \cos x + x \sin x \cos x + 4 \sin^2 x - 2x \sin x - x \sin x \cos x}{(2 + \cos x)^2}$$

$$= \frac{4 \cos x - 4 + 3 \cos^2 x + 4 \sin^2 x}{(2 + \cos x)^2}$$

$$= \frac{4 \cos x - 4 + 3 \cos^2 x + 4 - 4 \cos^2 x}{(2 + \cos x)^2}$$

$$= \frac{4 \cos x - \cos^2 x}{(2 + \cos x)^2} = \frac{\cos x(4 - \cos x)}{(2 + \cos x)^2}$$

Now,  $f'(x) = 0$

$$\Rightarrow \cos x = 0 \text{ or } \cos x = 4$$

But,  $\cos x \neq 4$

$$\square \cos x = 0$$

$$\Rightarrow x = \frac{\pi}{2}, \frac{3\pi}{2}$$

Now,  $x = \frac{\pi}{2}$  and  $x = \frac{3\pi}{2}$  divides  $(0, 2\pi)$  into three disjoint intervals i.e.,



$$\left(0, \frac{\pi}{2}\right), \left(\frac{\pi}{2}, \frac{3\pi}{2}\right), \text{ and } \left(\frac{3\pi}{2}, 2\pi\right).$$

In intervals  $\left(0, \frac{\pi}{2}\right)$  and  $\left(\frac{3\pi}{2}, 2\pi\right)$ ,  $f'(x) > 0$ .

Thus,  $f(x)$  is increasing for  $0 < x < \frac{\pi}{2}$  and  $\frac{3\pi}{2} < x < 2\pi$ .

In the interval  $\left(\frac{\pi}{2}, \frac{3\pi}{2}\right)$ ,  $f'(x) < 0$ .

Thus,  $f(x)$  is decreasing for  $\frac{\pi}{2} < x < \frac{3\pi}{2}$ .

#### Question 7:

Find the intervals in which the function  $f$  given by  $f(x) = x^3 + \frac{1}{x^3}$ ,  $x \neq 0$  is

(i) increasing (ii) decreasing

Answer

$$f(x) = x^3 + \frac{1}{x^3}$$

$$\therefore f'(x) = 3x^2 - \frac{3}{x^4} = \frac{3x^6 - 3}{x^4}$$

$$\text{Then, } f'(x) = 0 \Rightarrow 3x^6 - 3 = 0 \Rightarrow x^6 = 1 \Rightarrow x = \pm 1$$

Now, the points  $x = 1$  and  $x = -1$  divide the real line into three disjoint intervals

i.e.,  $(-\infty, -1)$ ,  $(-1, 1)$ , and  $(1, \infty)$ .

In intervals  $(-\infty, -1)$  and  $(1, \infty)$  i.e., when  $x < -1$  and  $x > 1$ ,  $f'(x) > 0$ .

Thus, when  $x < -1$  and  $x > 1$ ,  $f$  is increasing.

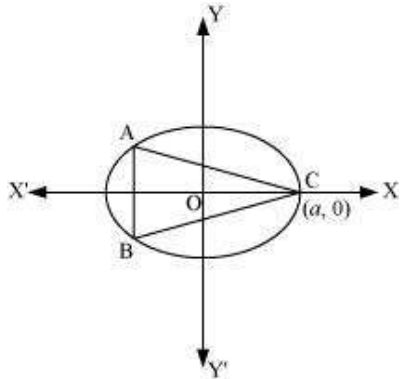
In interval  $(-1, 1)$  i.e., when  $-1 < x < 1$ ,  $f'(x) < 0$ .

Thus, when  $-1 < x < 1$ ,  $f$  is decreasing.

**Question 8:**

Find the maximum area of an isosceles triangle inscribed in the ellipse  $\frac{x^2}{a^2} + \frac{y^2}{b^2} = 1$  with its vertex at one end of the major axis.

Answer



The given ellipse is  $\frac{x^2}{a^2} + \frac{y^2}{b^2} = 1$ .

Let the major axis be along the  $x$ -axis.

Let ABC be the triangle inscribed in the ellipse where vertex C is at  $(a, 0)$ .

Since the ellipse is symmetrical with respect to the  $x$ -axis and  $y$ -axis, we can assume the coordinates of A to be  $(-x_1, y_1)$  and the coordinates of B to be  $(-x_1, -y_1)$ .

Now, we have  $y_1 = \pm \frac{b}{a} \sqrt{a^2 - x_1^2}$ .

□ Coordinates of A are  $\left(-x_1, \frac{b}{a} \sqrt{a^2 - x_1^2}\right)$  and the coordinates of B are

$\left(x_1, -\frac{b}{a} \sqrt{a^2 - x_1^2}\right)$ .

As the point  $(x_1, y_1)$  lies on the ellipse, the area of triangle ABC (A) is given by,



$$A = \frac{1}{2} \left| a \left( \frac{2b}{a} \sqrt{a^2 - x_1^2} \right) + (-x_1) \left( -\frac{b}{a} \sqrt{a^2 - x_1^2} \right) + (-x_1) \left( -\frac{b}{a} \sqrt{a^2 - x_1^2} \right) \right|$$
$$\Rightarrow A = b\sqrt{a^2 - x_1^2} + x_1 \frac{b}{a} \sqrt{a^2 - x_1^2} \quad \dots(1)$$

$$\begin{aligned} \therefore \frac{dA}{dx_1} &= \frac{-2x_1b}{2\sqrt{a^2 - x_1^2}} + \frac{b}{a} \sqrt{a^2 - x_1^2} - \frac{2bx_1^2}{a2\sqrt{a^2 - x_1^2}} \\ &= \frac{b}{a\sqrt{a^2 - x_1^2}} \left[ -x_1a + (a^2 - x_1^2) - x_1^2 \right] \\ &= \frac{b(-2x_1^2 - x_1a + a^2)}{a\sqrt{a^2 - x_1^2}} \end{aligned}$$

$$\text{Now, } \frac{dA}{dx_1} = 0$$

$$\Rightarrow -2x_1^2 - x_1a + a^2 = 0$$

$$\begin{aligned} \Rightarrow x_1 &= \frac{a \pm \sqrt{a^2 - 4(-2)(a^2)}}{2(-2)} \\ &= \frac{a \pm \sqrt{9a^2}}{-4} \\ &= \frac{a \pm 3a}{-4} \end{aligned}$$

$$\Rightarrow x_1 = -a, \frac{a}{2}$$

But,  $x_1$  cannot be equal to  $a$ .



$$\therefore x_1 = \frac{a}{2} \Rightarrow y_1 = \frac{b}{a} \sqrt{a^2 - \frac{a^2}{4}} = \frac{ba}{2a} \sqrt{3} = \frac{\sqrt{3}b}{2}$$

$$\begin{aligned} \text{Now, } \frac{d^2A}{dx_1^2} &= \frac{b}{a} \left\{ \frac{\sqrt{a^2 - x_1^2}(-4x_1 - a) - (-2x_1^2 - x_1a + a^2) \frac{(-2x_1)}{2\sqrt{a^2 - x_1^2}}}{a^2 - x_1^2} \right\} \\ &= \frac{b}{a} \left\{ \frac{(a^2 - x_1^2)(-4x_1 - a) + x_1(-2x_1^2 - x_1a + a^2)}{(a^2 - x_1^2)^{\frac{3}{2}}} \right\} \\ &= \frac{b}{a} \left\{ \frac{2x^3 - 3a^2x - a^3}{(a^2 - x_1^2)^{\frac{3}{2}}} \right\} \end{aligned}$$

Also, when  $x_1 = \frac{a}{2}$ , then

$$\begin{aligned} \frac{d^2A}{dx_1^2} &= \frac{b}{a} \left\{ \frac{2\frac{a^3}{8} - 3\frac{a^3}{2} - a^3}{\left(\frac{3a^2}{4}\right)^{\frac{3}{2}}} \right\} = \frac{b}{a} \left\{ \frac{\frac{a^3}{4} - \frac{3}{2}a^3 - a^3}{\left(\frac{3a^2}{4}\right)^{\frac{3}{2}}} \right\} \\ &= -\frac{b}{a} \left\{ \frac{\frac{9}{4}a^3}{\left(\frac{3a^2}{4}\right)^{\frac{3}{2}}} \right\} < 0 \end{aligned}$$

Thus, the area is the maximum when  $x_1 = \frac{a}{2}$ .

□ Maximum area of the triangle is given by,



$$\begin{aligned} A &= b\sqrt{a^2 - \frac{a^2}{4}} + \left(\frac{a}{2}\right)\frac{b}{a}\sqrt{a^2 - \frac{a^2}{4}} \\ &= ab\frac{\sqrt{3}}{2} + \left(\frac{a}{2}\right)\frac{b}{a} \times \frac{a\sqrt{3}}{2} \\ &= \frac{ab\sqrt{3}}{2} + \frac{ab\sqrt{3}}{4} = \frac{3\sqrt{3}}{4}ab \end{aligned}$$

**Question 9:**

A tank with rectangular base and rectangular sides, open at the top is to be constructed so that its depth is 2 m and volume is  $8 \text{ m}^3$ . If building of tank costs Rs 70 per sq meters for the base and Rs 45 per square metre for sides. What is the cost of least expensive tank?

Answer

Let  $l$ ,  $b$ , and  $h$  represent the length, breadth, and height of the tank respectively.

Then, we have height ( $h$ ) = 2 m

Volume of the tank =  $8 \text{ m}^3$

Volume of the tank =  $l \times b \times h$

$$\square 8 = l \times b \times 2$$

$$\Rightarrow lb = 4 \Rightarrow b = \frac{4}{l}$$

Now, area of the base =  $lb = 4$

Area of the 4 walls ( $A$ ) =  $2h(l + b)$

$$\therefore A = 4\left(l + \frac{4}{l}\right)$$

$$\Rightarrow \frac{dA}{dl} = 4\left(1 - \frac{4}{l^2}\right)$$

$$\text{Now, } \frac{dA}{dl} = 0$$

$$\Rightarrow 1 - \frac{4}{l^2} = 0$$

$$\Rightarrow l^2 = 4$$

$$\Rightarrow l = \pm 2$$



However, the length cannot be negative.

Therefore, we have  $l = 4$ .

$$\therefore b = \frac{4}{l} = \frac{4}{2} = 2$$

$$\text{Now, } \frac{d^2 A}{dl^2} = \frac{32}{l^3}$$

$$\text{When } l = 2, \frac{d^2 A}{dl^2} = \frac{32}{8} = 4 > 0.$$

Thus, by second derivative test, the area is the minimum when  $l = 2$ .

We have  $l = b = h = 2$ .

□ Cost of building the base = Rs  $70 \times (lb) = \text{Rs } 70 (4) = \text{Rs } 280$

Cost of building the walls = Rs  $2h (l + b) \times 45 = \text{Rs } 90 (2) (2 + 2)$

= Rs  $8 (90) = \text{Rs } 720$

Required total cost = Rs  $(280 + 720) = \text{Rs } 1000$

Hence, the total cost of the tank will be Rs 1000.

#### Question 10:

The sum of the perimeter of a circle and square is  $k$ , where  $k$  is some constant. Prove that the sum of their areas is least when the side of square is double the radius of the circle.

Answer

Let  $r$  be the radius of the circle and  $a$  be the side of the square.

Then, we have:

$$2\pi r + 4a = k \text{ (where } k \text{ is constant)}$$

$$\Rightarrow a = \frac{k - 2\pi r}{4}$$

The sum of the areas of the circle and the square ( $A$ ) is given by,

$$A = \pi r^2 + a^2 = \pi r^2 + \frac{(k - 2\pi r)^2}{16}$$

$$\therefore \frac{dA}{dr} = 2\pi r + \frac{2(k - 2\pi r)(-2\pi)}{16} = 2\pi r - \frac{\pi(k - 2\pi r)}{4}$$



$$\text{Now, } \frac{dA}{dr} = 0$$

$$\Rightarrow 2\pi r = \frac{\pi(k - 2\pi r)}{4}$$

$$8r = k - 2\pi r$$

$$\Rightarrow (8 + 2\pi)r = k$$

$$\Rightarrow r = \frac{k}{8 + 2\pi} = \frac{k}{2(4 + \pi)}$$

$$\text{Now, } \frac{d^2A}{dr^2} = 2\pi + \frac{\pi^2}{2} > 0$$

$$\therefore \text{When } r = \frac{k}{2(4 + \pi)}, \frac{d^2A}{dr^2} > 0.$$

□ The sum of the areas is least when  $r = \frac{k}{2(4 + \pi)}$ .

$$\text{When } r = \frac{k}{2(4 + \pi)}, a = \frac{k - 2\pi \left[ \frac{k}{2(4 + \pi)} \right]}{4} = \frac{k(4 + \pi)\pi - k}{4(4 + \pi)} = \frac{4k}{4(4 + \pi)} = \frac{k}{4 + \pi} = 2r.$$

Hence, it has been proved that the sum of their areas is least when the side of the square is double the radius of the circle.

### Question 11:

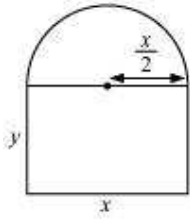
A window is in the form of rectangle surmounted by a semicircular opening. The total perimeter of the window is 10 m. Find the dimensions of the window to admit maximum light through the whole opening.

Answer

Let  $x$  and  $y$  be the length and breadth of the rectangular window.

Radius of the semicircular opening  $= \frac{x}{2}$





It is given that the perimeter of the window is 10 m.

$$\therefore x + 2y + \frac{\pi x}{2} = 10$$

$$\Rightarrow x \left( 1 + \frac{\pi}{2} \right) + 2y = 10$$

$$\Rightarrow 2y = 10 - x \left( 1 + \frac{\pi}{2} \right)$$

$$\Rightarrow y = 5 - x \left( \frac{1\pi}{2} + \frac{1}{4} \right)$$

□ Area of the window (A) is given by,

$$A = xy + \frac{\pi}{2} \left( \frac{x}{2} \right)^2$$

$$= x \left[ 5 - x \left( \frac{1\pi}{2} + \frac{1}{4} \right) \right] + \frac{\pi}{8} x^2$$

$$= 5x - x^2 \left( \frac{1\pi}{2} + \frac{1}{4} \right) + \frac{\pi}{8} x^2$$

$$\therefore \frac{dA}{dx} = 5 - 2x \left( \frac{1\pi}{2} + \frac{1}{4} \right) + \frac{\pi}{4} x$$

$$= 5 - x \left( 1 + \frac{\pi}{2} \right) + \frac{\pi}{4} x$$

$$\therefore \frac{d^2 A}{dx^2} = - \left( 1 + \frac{\pi}{2} \right) + \frac{\pi}{4} = -1 - \frac{\pi}{4}$$



$$\text{Now, } \frac{dA}{dx} = 0$$

$$\Rightarrow 5 - x \left( 1 + \frac{\pi}{2} \right) + \frac{\pi}{4} x = 0$$

$$\Rightarrow 5 - x - \frac{\pi}{4} x = 0$$

$$\Rightarrow x \left( 1 + \frac{\pi}{4} \right) = 5$$

$$\Rightarrow x = \frac{5}{\left( 1 + \frac{\pi}{4} \right)} = \frac{20}{\pi + 4}$$

Thus, when  $x = \frac{20}{\pi + 4}$  then  $\frac{d^2 A}{dx^2} < 0$ .

Therefore, by second derivative test, the area is the maximum when length  $x = \frac{20}{\pi + 4}$  m.

Now,

$$y = 5 - \frac{20}{\pi + 4} \left( \frac{2 + \pi}{4} \right) = 5 - \frac{5(2 + \pi)}{\pi + 4} = \frac{10}{\pi + 4} \text{ m}$$

Hence, the required dimensions of the window to admit maximum light is given

by length =  $\frac{20}{\pi + 4}$  m and breadth =  $\frac{10}{\pi + 4}$  m.

### Question 12:

A point on the hypotenuse of a triangle is at distance  $a$  and  $b$  from the sides of the triangle.

$$\left( a^{\frac{2}{3}} + b^{\frac{2}{3}} \right)^{\frac{3}{2}}$$

Show that the minimum length of the hypotenuse is

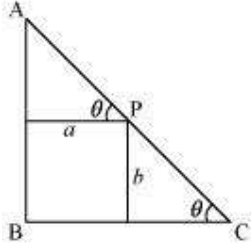
Answer

Let  $\Delta ABC$  be right-angled at B. Let  $AB = x$  and  $BC = y$ .

Let P be a point on the hypotenuse of the triangle such that P is at a distance of  $a$  and  $b$  from the sides AB and BC respectively.



Let  $\angle C = \theta$ .



We have,

$$AC = \sqrt{x^2 + y^2}$$

Now,

$$PC = b \operatorname{cosec} \theta$$

$$\text{And, } AP = a \sec \theta$$

$$\square AC = AP + PC$$

$$\square AC = b \operatorname{cosec} \theta + a \sec \theta \dots (1)$$

$$\therefore \frac{d(AC)}{d\theta} = -b \operatorname{cosec} \theta \cot \theta + a \sec \theta \tan \theta$$

$$\therefore \frac{d(AC)}{d\theta} = 0$$

$$\Rightarrow a \sec \theta \tan \theta = b \operatorname{cosec} \theta \cot \theta$$

$$\Rightarrow \frac{a}{\cos \theta} \cdot \frac{\sin \theta}{\cos \theta} = \frac{b}{\sin \theta} \cdot \frac{\cos \theta}{\sin \theta}$$

$$\Rightarrow a \sin^3 \theta = b \cos^3 \theta$$

$$\Rightarrow (a)^{\frac{1}{3}} \sin \theta = (b)^{\frac{1}{3}} \cos \theta$$

$$\Rightarrow \tan \theta = \left(\frac{b}{a}\right)^{\frac{1}{3}}$$

$$\therefore \sin \theta = \frac{(b)^{\frac{1}{3}}}{\sqrt{a^{\frac{2}{3}} + b^{\frac{2}{3}}}} \text{ and } \cos \theta = \frac{(a)^{\frac{1}{3}}}{\sqrt{a^{\frac{2}{3}} + b^{\frac{2}{3}}}} \dots(2)$$

It can be clearly shown that  $\frac{d^2(AC)}{d\theta^2} < 0$  when  $\tan \theta = \left(\frac{b}{a}\right)^{\frac{1}{3}}$ .



Therefore, by second derivative test, the length of the hypotenuse is the maximum when

$$\tan \theta = \left(\frac{b}{a}\right)^{\frac{1}{3}}.$$

Now, when  $\tan \theta = \left(\frac{b}{a}\right)^{\frac{1}{3}}$ , we have:

$$\begin{aligned} AC &= \frac{b\sqrt{a^{\frac{2}{3}}+b^{\frac{2}{3}}}}{b^{\frac{1}{3}}} + \frac{a\sqrt{a^{\frac{2}{3}}+b^{\frac{2}{3}}}}{a^{\frac{1}{3}}} && \text{[Using (1) and (2)]} \\ &= \sqrt{a^{\frac{2}{3}}+b^{\frac{2}{3}}}\left(b^{\frac{2}{3}}+a^{\frac{2}{3}}\right) \\ &= \left(a^{\frac{2}{3}}+b^{\frac{2}{3}}\right)^{\frac{3}{2}} \end{aligned}$$

Hence, the maximum length of the hypotenuses is  $\left(a^{\frac{2}{3}}+b^{\frac{2}{3}}\right)^{\frac{3}{2}}$ .

**Question 13:**

Find the points at which the function  $f$  given by  $f(x) = (x-2)^4(x+1)^3$  has

- (i) local maxima
- (ii) local minima
- (iii) point of inflexion

Answer

The given function is  $f(x) = (x-2)^4(x+1)^3$ .

$$\begin{aligned} \therefore f'(x) &= 4(x-2)^3(x+1)^3 + 3(x+1)^2(x-2)^4 \\ &= (x-2)^3(x+1)^2[4(x+1)+3(x-2)] \\ &= (x-2)^3(x+1)^2(7x-2) \end{aligned}$$

Now,  $f'(x) = 0 \Rightarrow x = -1$  and  $x = \frac{2}{7}$  or  $x = 2$



Now, for values of  $x$  close to  $\frac{2}{7}$  and to the left of  $\frac{2}{7}$ ,  $f'(x) > 0$ . Also, for values of  $x$  close to  $\frac{2}{7}$  and to the right of  $\frac{2}{7}$ ,  $f'(x) < 0$ .

Thus,  $x = \frac{2}{7}$  is the point of local maxima.

Now, for values of  $x$  close to 2 and to the left of 2,  $f'(x) < 0$ . Also, for values of  $x$  close to 2 and to the right of 2,  $f'(x) > 0$ .

Thus,  $x = 2$  is the point of local minima.

Now, as the value of  $x$  varies through  $-1$ ,  $f'(x)$  does not change its sign.  
Thus,  $x = -1$  is the point of inflexion.

**Question 14:**

Find the absolute maximum and minimum values of the function  $f$  given by

$$f(x) = \cos^2 x + \sin x, x \in [0, \pi]$$

Answer

$$\begin{aligned} f(x) &= \cos^2 x + \sin x \\ f'(x) &= 2 \cos x (-\sin x) + \cos x \\ &= -2 \sin x \cos x + \cos x \end{aligned}$$

$$\text{Now, } f'(x) = 0$$

$$\Rightarrow 2 \sin x \cos x = \cos x \Rightarrow \cos x (2 \sin x - 1) = 0$$

$$\Rightarrow \sin x = \frac{1}{2} \text{ or } \cos x = 0$$

$$\Rightarrow x = \frac{\pi}{6}, \text{ or } \frac{\pi}{2} \text{ as } x \in [0, \pi]$$

Now, evaluating the value of  $f$  at critical points  $x = \frac{\pi}{2}$  and  $x = \frac{\pi}{6}$  and at the end points of the interval  $[0, \pi]$  (i.e., at  $x = 0$  and  $x = \pi$ ), we have:



$$f\left(\frac{\pi}{6}\right) = \cos^2 \frac{\pi}{6} + \sin \frac{\pi}{6} = \left(\frac{\sqrt{3}}{2}\right)^2 + \frac{1}{2} = \frac{5}{4}$$

$$f(0) = \cos^2 0 + \sin 0 = 1 + 0 = 1$$

$$f(\pi) = \cos^2 \pi + \sin \pi = (-1)^2 + 0 = 1$$

$$f\left(\frac{\pi}{2}\right) = \cos^2 \frac{\pi}{2} + \sin \frac{\pi}{2} = 0 + 1 = 1$$

Hence, the absolute maximum value of  $f$  is  $\frac{5}{4}$  occurring at  $x = \frac{\pi}{6}$  and the absolute minimum value of  $f$  is 1 occurring at  $x = 0, \frac{\pi}{2}, \text{ and } \pi$ .

**Question 15:**

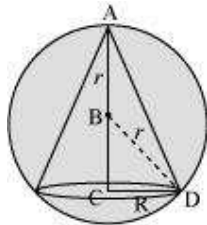
Show that the altitude of the right circular cone of maximum volume that can be

inscribed in a sphere of radius  $r$  is  $\frac{4r}{3}$ .

Answer

A sphere of fixed radius ( $r$ ) is given.

Let  $R$  and  $h$  be the radius and the height of the cone respectively.



The volume ( $V$ ) of the cone is given by,

$$V = \frac{1}{3} \pi R^2 h$$

Now, from the right triangle BCD, we have:

$$BC = \sqrt{r^2 - R^2}$$

$$\square h = r + \sqrt{r^2 - R^2}$$



$$\therefore V = \frac{1}{3} \pi R^2 (r + \sqrt{r^2 - R^2}) = \frac{1}{3} \pi R^2 r + \frac{1}{3} \pi R^2 \sqrt{r^2 - R^2}$$

$$\begin{aligned} \therefore \frac{dV}{dR} &= \frac{2}{3} \pi R r + \frac{2\pi R \sqrt{r^2 - R^2}}{3} + \frac{R^2}{3} \cdot \frac{(-2R)}{2\sqrt{r^2 - R^2}} \\ &= \frac{2}{3} \pi R r + \frac{2\pi R \sqrt{r^2 - R^2}}{3} - \frac{R^3}{3\sqrt{r^2 - R^2}} \\ &= \frac{2}{3} \pi R r + \frac{2\pi R(r^2 - R^2) - \pi R^3}{3\sqrt{r^2 - R^2}} \\ &= \frac{2}{3} \pi R r + \frac{2\pi R r^2 - 3\pi R^3}{3\sqrt{r^2 - R^2}} \end{aligned}$$

$$\text{Now, } \frac{dV}{dR^2} = 0$$

$$\Rightarrow \frac{2\pi r R}{3} = \frac{3\pi R^3 - 2\pi R r^2}{3\sqrt{r^2 - R^2}}$$

$$\Rightarrow 2r\sqrt{r^2 - R^2} = 3R^2 - 2r^2$$

$$\Rightarrow 4r^2(r^2 - R^2) = (3R^2 - 2r^2)^2$$

$$\Rightarrow 4r^4 - 4r^2 R^2 = 9R^4 + 4r^4 - 12R^2 r^2$$

$$\Rightarrow 9R^4 - 8r^2 R^2 = 0$$

$$\Rightarrow 9R^2 = 8r^2$$

$$\Rightarrow R^2 = \frac{8r^2}{9}$$

$$\text{Now, } \frac{d^2V}{dR^2} = \frac{2\pi r}{3} + \frac{3\sqrt{r^2 - R^2}(2\pi r^2 - 9\pi R^2) - (2\pi R r^2 - 3\pi R^3)(-6R)}{9(r^2 - R^2)} \frac{1}{2\sqrt{r^2 - R^2}}$$

$$= \frac{2\pi r}{3} + \frac{3\sqrt{r^2 - R^2}(2\pi r^2 - 9\pi R^2) + (2\pi R r^2 - 3\pi R^3)(3R)}{9(r^2 - R^2)} \frac{1}{2\sqrt{r^2 - R^2}}$$

$$\text{Now, when } R^2 = \frac{8r^2}{9}, \text{ it can be shown that } \frac{d^2V}{dR^2} < 0.$$

$$R^2 = \frac{8r^2}{9}.$$

□ The volume is the maximum when



$$\text{When } R^2 = \frac{8r^2}{9}, \text{ height of the cone} = r + \sqrt{r^2 - \frac{8r^2}{9}} = r + \sqrt{\frac{r^2}{9}} = r + \frac{r}{3} = \frac{4r}{3}.$$

Hence, it can be seen that the altitude of the right circular cone of maximum volume

that can be inscribed in a sphere of radius  $r$  is  $\frac{4r}{3}$ .

**Question 17:**

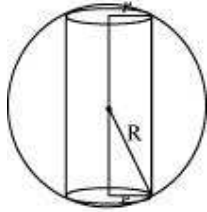
Show that the height of the cylinder of maximum volume that can be inscribed in a

sphere of radius  $R$  is  $\frac{2R}{\sqrt{3}}$ . Also find the maximum volume.

Answer

A sphere of fixed radius ( $R$ ) is given.

Let  $r$  and  $h$  be the radius and the height of the cylinder respectively.



From the given figure, we have  $h = 2\sqrt{R^2 - r^2}$ .

The volume ( $V$ ) of the cylinder is given by,





$$V = \pi r^2 h = 2\pi r^2 \sqrt{R^2 - r^2}$$

$$\begin{aligned}\therefore \frac{dV}{dr} &= 4\pi r \sqrt{R^2 - r^2} + \frac{2\pi r^2 (-2r)}{2\sqrt{R^2 - r^2}} \\ &= 4\pi r \sqrt{R^2 - r^2} - \frac{2\pi r^3}{\sqrt{R^2 - r^2}} \\ &= \frac{4\pi r (R^2 - r^2) - 2\pi r^3}{\sqrt{R^2 - r^2}} \\ &= \frac{4\pi r R^2 - 6\pi r^3}{\sqrt{R^2 - r^2}}\end{aligned}$$

$$\begin{aligned}\text{Now, } \frac{dV}{dr} = 0 &\Rightarrow 4\pi r R^2 - 6\pi r^3 = 0 \\ \Rightarrow r^2 &= \frac{2R^2}{3}\end{aligned}$$

$$\begin{aligned}\text{Now, } \frac{d^2V}{dr^2} &= \frac{\sqrt{R^2 - r^2} (4\pi R^2 - 18\pi r^2) - (4\pi r R^2 - 6\pi r^3) \frac{(-2r)}{2\sqrt{R^2 - r^2}}}{(R^2 - r^2)} \\ &= \frac{(R^2 - r^2)(4\pi R^2 - 18\pi r^2) + r(4\pi r R^2 - 6\pi r^3)}{(R^2 - r^2)^{\frac{3}{2}}} \\ &= \frac{4\pi R^4 - 22\pi r^2 R^2 + 12\pi r^4 + 4\pi r^2 R^2}{(R^2 - r^2)^{\frac{3}{2}}}\end{aligned}$$

Now, it can be observed that at  $r^2 = \frac{2R^2}{3}$ ,  $\frac{d^2V}{dr^2} < 0$ .

□ The volume is the maximum when  $r^2 = \frac{2R^2}{3}$ .

When  $r^2 = \frac{2R^2}{3}$ , the height of the cylinder is  $2\sqrt{R^2 - \frac{2R^2}{3}} = 2\sqrt{\frac{R^2}{3}} = \frac{2R}{\sqrt{3}}$ .

Hence, the volume of the cylinder is the maximum when the height of the cylinder is  $\frac{2R}{\sqrt{3}}$ .

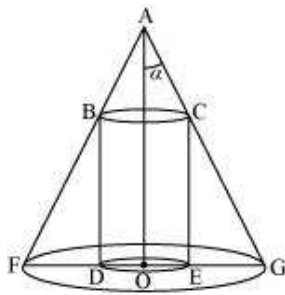
**Question 18:**

Show that height of the cylinder of greatest volume which can be inscribed in a right circular cone of height  $h$  and semi vertical angle  $\alpha$  is one-third that of the cone and the

greatest volume of cylinder is  $\frac{4}{27} \pi h^3 \tan^2 \alpha$ .

Answer

The given right circular cone of fixed height ( $h$ ) and semi-vertical angle ( $\alpha$ ) can be drawn as:



Here, a cylinder of radius  $R$  and height  $H$  is inscribed in the cone.

Then,  $\square GAO = \alpha$ ,  $OG = r$ ,  $OA = h$ ,  $OE = R$ , and  $CE = H$ .

We have,

$$r = h \tan \alpha$$

Now, since  $\triangle AOG$  is similar to  $\triangle CEG$ , we have:

$$\frac{AO}{OG} = \frac{CE}{EG}$$

$$\Rightarrow \frac{h}{r} = \frac{H}{r - R} \quad [EG = OG - OE]$$

$$\Rightarrow H = \frac{h}{r}(r - R) = \frac{h}{h \tan \alpha}(h \tan \alpha - R) = \frac{1}{\tan \alpha}(h \tan \alpha - R)$$

Now, the volume ( $V$ ) of the cylinder is given by,

$$V = \pi R^2 H = \frac{\pi R^2}{\tan \alpha}(h \tan \alpha - R) = \pi R^2 h - \frac{\pi R^3}{\tan \alpha}$$

$$\therefore \frac{dV}{dR} = 2\pi R h - \frac{3\pi R^2}{\tan \alpha}$$



$$\text{Now, } \frac{dV}{dR} = 0$$

$$\Rightarrow 2\pi Rh = \frac{3\pi R^2}{\tan \alpha}$$

$$\Rightarrow 2h \tan \alpha = 3R$$

$$\Rightarrow R = \frac{2h}{3} \tan \alpha$$

$$\text{Now, } \frac{d^2V}{dR^2} = 2\pi h - \frac{6\pi R}{\tan \alpha}$$

And, for  $R = \frac{2h}{3} \tan \alpha$ , we have:

$$\frac{d^2V}{dR^2} = 2\pi h - \frac{6\pi}{\tan \alpha} \left( \frac{2h}{3} \tan \alpha \right) = 2\pi h - 4\pi h = -2\pi h < 0$$

□ By second derivative test, the volume of the cylinder is the greatest when

$$R = \frac{2h}{3} \tan \alpha.$$

$$\text{When } R = \frac{2h}{3} \tan \alpha, H = \frac{1}{\tan \alpha} \left( h \tan \alpha - \frac{2h}{3} \tan \alpha \right) = \frac{1}{\tan \alpha} \left( \frac{h \tan \alpha}{3} \right) = \frac{h}{3}.$$

Thus, the height of the cylinder is one-third the height of the cone when the volume of the cylinder is the greatest.

Now, the maximum volume of the cylinder can be obtained as:

$$\pi \left( \frac{2h}{3} \tan \alpha \right)^2 \left( \frac{h}{3} \right) = \pi \left( \frac{4h^2}{9} \tan^2 \alpha \right) \left( \frac{h}{3} \right) = \frac{4}{27} \pi h^3 \tan^2 \alpha$$

Hence, the given result is proved.

#### Question 19:

A cylindrical tank of radius 10 m is being filled with wheat at the rate of 314 cubic mere per hour. Then the depth of the wheat is increasing at the rate of

- (A) 1 m/h (B) 0.1 m/h  
(C) 1.1 m/h (D) 0.5 m/h

Answer



Let  $r$  be the radius of the cylinder.

Then, volume ( $V$ ) of the cylinder is given by,

$$\begin{aligned}V &= \pi(\text{radius})^2 \times \text{height} \\ &= \pi(10)^2 h \quad (\text{radius} = 10 \text{ m}) \\ &= 100\pi h\end{aligned}$$

Differentiating with respect to time  $t$ , we have:

$$\frac{dV}{dt} = 100\pi \frac{dh}{dt}$$

The tank is being filled with wheat at the rate of 314 cubic metres per hour.

$$\square \quad \frac{dV}{dt} = 314 \text{ m}^3/\text{h}$$

Thus, we have:

$$\begin{aligned}314 &= 100\pi \frac{dh}{dt} \\ \Rightarrow \frac{dh}{dt} &= \frac{314}{100(3.14)} = \frac{314}{314} = 1\end{aligned}$$

Hence, the depth of wheat is increasing at the rate of 1 m/h.

The correct answer is A.

#### Question 20:

The slope of the tangent to the curve  $x = t^2 + 3t - 8, y = 2t^2 - 2t - 5$  at the point  $(2, -1)$  is

(A)  $\frac{22}{7}$  (B)  $\frac{6}{7}$  (C)  $\frac{7}{6}$  (D)  $\frac{-6}{7}$

Answer

The given curve is  $x = t^2 + 3t - 8$  and  $y = 2t^2 - 2t - 5$ .

$$\therefore \frac{dx}{dt} = 2t + 3 \text{ and } \frac{dy}{dt} = 4t - 2$$

$$\therefore \frac{dy}{dx} = \frac{dy}{dt} \cdot \frac{dt}{dx} = \frac{4t - 2}{2t + 3}$$

The given point is  $(2, -1)$ .



At  $x = 2$ , we have:

$$t^2 + 3t - 8 = 2$$

$$\Rightarrow t^2 + 3t - 10 = 0$$

$$\Rightarrow (t-2)(t+5) = 0$$

$$\Rightarrow t = 2 \text{ or } t = -5$$

At  $y = -1$ , we have:

$$2t^2 - 2t - 5 = -1$$

$$\Rightarrow 2t^2 - 2t - 4 = 0$$

$$\Rightarrow 2(t^2 - t - 2) = 0$$

$$\Rightarrow (t-2)(t+1) = 0$$

$$\Rightarrow t = 2 \text{ or } t = -1$$

The common value of  $t$  is 2.

Hence, the slope of the tangent to the given curve at point  $(2, -1)$  is

$$\left. \frac{dy}{dx} \right|_{t=2} = \frac{4(2) - 2}{2(2) + 3} = \frac{8 - 2}{4 + 3} = \frac{6}{7}.$$

The correct answer is B.

### Question 21:

The line  $y = mx + 1$  is a tangent to the curve  $y^2 = 4x$  if the value of  $m$  is

(A) 1 (B) 2 (C) 3 (D)  $\frac{1}{2}$

Answer

The equation of the tangent to the given curve is  $y = mx + 1$ .

Now, substituting  $y = mx + 1$  in  $y^2 = 4x$ , we get:

$$\Rightarrow (mx+1)^2 = 4x$$

$$\Rightarrow m^2x^2 + 1 + 2mx - 4x = 0$$

$$\Rightarrow m^2x^2 + x(2m-4) + 1 = 0 \quad \dots(i)$$

Since a tangent touches the curve at one point, the roots of equation (i) must be equal.

Therefore, we have:



Discriminant = 0

$$(2m-4)^2 - 4(m^2)(1) = 0$$

$$\Rightarrow 4m^2 + 16 - 16m - 4m^2 = 0$$

$$\Rightarrow 16 - 16m = 0$$

$$\Rightarrow m = 1$$

Hence, the required value of  $m$  is 1.

The correct answer is A.

**Question 22:**

The normal at the point (1, 1) on the curve  $2y + x^2 = 3$  is

(A)  $x + y = 0$  (B)  $x - y = 0$

(C)  $x + y + 1 = 0$  (D)  $x - y = 1$

Answer

The equation of the given curve is  $2y + x^2 = 3$ .

Differentiating with respect to  $x$ , we have:

$$\frac{2dy}{dx} + 2x = 0$$

$$\Rightarrow \frac{dy}{dx} = -x$$

$$\therefore \left. \frac{dy}{dx} \right|_{(1,1)} = -1$$

The slope of the normal to the given curve at point (1, 1) is

$$\frac{-1}{\left. \frac{dy}{dx} \right|_{(1,1)}} = 1.$$

Hence, the equation of the normal to the given curve at (1, 1) is given as:

$$\Rightarrow y - 1 = 1(x - 1)$$

$$\Rightarrow y - 1 = x - 1$$

$$\Rightarrow x - y = 0$$

The correct answer is B.

**Question 23:**

The normal to the curve  $x^2 = 4y$  passing (1, 2) is

- (A)  $x + y = 3$  (B)  $x - y = 3$   
(C)  $x + y = 1$  (D)  $x - y = 1$

Answer

The equation of the given curve is  $x^2 = 4y$ .

Differentiating with respect to  $x$ , we have:

$$2x = 4 \cdot \frac{dy}{dx}$$
$$\Rightarrow \frac{dy}{dx} = \frac{x}{2}$$

The slope of the normal to the given curve at point  $(h, k)$  is given by,

$$\left. \frac{dy}{dx} \right|_{(h,k)} = -\frac{2}{h}$$

□ Equation of the normal at point  $(h, k)$  is given as:

$$y - k = \frac{-2}{h}(x - h)$$

Now, it is given that the normal passes through the point (1, 2).

Therefore, we have:

$$2 - k = \frac{-2}{h}(1 - h) \text{ or } k = 2 + \frac{2}{h}(1 - h) \quad \dots (i)$$

Since  $(h, k)$  lies on the curve  $x^2 = 4y$ , we have  $h^2 = 4k$ .

$$\Rightarrow k = \frac{h^2}{4}$$

From equation (i), we have:



$$\frac{h^2}{4} = 2 + \frac{2}{h}(1-h)$$

$$\Rightarrow \frac{h^3}{4} = 2h + 2 - 2h = 2$$

$$\Rightarrow h^3 = 8$$

$$\Rightarrow h = 2$$

$$\therefore k = \frac{h^2}{4} \Rightarrow k = 1$$

Hence, the equation of the normal is given as:

$$\Rightarrow y - 1 = \frac{-2}{2}(x - 2)$$

$$\Rightarrow y - 1 = -(x - 2)$$

$$\Rightarrow x + y = 3$$

The correct answer is A.

**Question 24:**

The points on the curve  $9y^2 = x^3$ , where the normal to the curve makes equal intercepts with the axes are

(A)  $\left(4, \pm \frac{8}{3}\right)$  (B)  $\left(4, \frac{-8}{3}\right)$

(C)  $\left(4, \pm \frac{3}{8}\right)$  (D)  $\left(\pm 4, \frac{3}{8}\right)$

Answer

The equation of the given curve is  $9y^2 = x^3$ .

Differentiating with respect to  $x$ , we have:

$$9(2y) \frac{dy}{dx} = 3x^2$$

$$\Rightarrow \frac{dy}{dx} = \frac{x^2}{6y}$$

The slope of the normal to the given curve at point  $(x_1, y_1)$  is





$$\left. \frac{dy}{dx} \right|_{(x_1, y_1)} = -\frac{6y_1}{x_1^2}$$

□ The equation of the normal to the curve at  $(x_1, y_1)$  is

$$y - y_1 = \frac{-6y_1}{x_1^2}(x - x_1)$$

$$\Rightarrow x_1^2 y - x_1^2 y_1 = -6xy_1 + 6x_1 y_1$$

$$\Rightarrow 6xy_1 + x_1^2 y = 6x_1 y_1 + x_1^2 y_1$$

$$\Rightarrow \frac{6xy_1}{6x_1 y_1 + x_1^2 y_1} + \frac{x_1^2 y}{6x_1 y_1 + x_1^2 y_1} = 1$$

$$\Rightarrow \frac{x}{x_1(6+x_1)} + \frac{y}{y_1(6+x_1)} = 1$$

It is given that the normal makes equal intercepts with the axes.

Therefore, We have:

$$\therefore \frac{x_1(6+x_1)}{6} = \frac{y_1(6+x_1)}{x_1}$$

$$\Rightarrow \frac{x_1}{6} = \frac{y_1}{x_1}$$

$$\Rightarrow x_1^2 = 6y_1 \quad \dots(i)$$

Also, the point  $(x_1, y_1)$  lies on the curve, so we have

$$9y_1^2 = x_1^3 \quad \dots(ii)$$

From (i) and (ii), we have:

$$9\left(\frac{x_1^2}{6}\right)^2 = x_1^3 \Rightarrow \frac{x_1^4}{4} = x_1^3 \Rightarrow x_1 = 4$$

From (ii), we have:



$$9y_1^2 = (4)^3 = 64$$

$$\Rightarrow y_1^2 = \frac{64}{9}$$

$$\Rightarrow y_1 = \pm \frac{8}{3}$$

Hence, the required points are  $\left(4, \pm \frac{8}{3}\right)$ .

The correct answer is A.